



silverline™
performance exhaust

PERFORMANCE EXHAUST CATALOG



Weatherly Index 170
No. XP10 - Issue 6

Supersedes
No. XP10 - Issue 5
xlerator.com, silverline.com



EXHAUST TECHNOLOGIES®

NOW OFFERS TWO LINES

TO MEET ALL YOUR PERFORMANCE EXHAUST NEEDS

XLERATOR®
PERFORMANCE EXHAUST

silverline™
performance exhaust

www.Xlerator.com

www.SilverlineExhaust.com

TABLE OF CONTENTS

2 Stainless Steel Performance Mufflers

6 VX Series Mufflers

8 VR Series Mufflers

10 Big Max Turbo Mufflers

14 Specialty Mufflers

16 Aluminized Glasspacks

18 Turbopacks & Torpedopacks

20 Direct Fit Mandrel Bent Systems

48 Universal Mandrel Bent Muffler Back Systems

54 MaxFit Systems

72 Universal MaxFit Muffler Back Systems

76 Accessories

Hardware - Heat Risers

Universal Flex - Adaptors

Elbows - Straight Tubing

94 Silverline Products


98 Universal Tips

108 Light Diesel Truck Systems

114 Light Diesel Stack Systems

120 Light Diesel Mufflers, Pipes & Accessories

124 Sport Compact Performance Systems



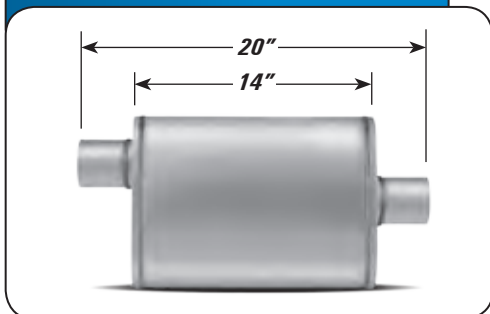
PERFORMANCE MUFFLERS

MUFFLERS



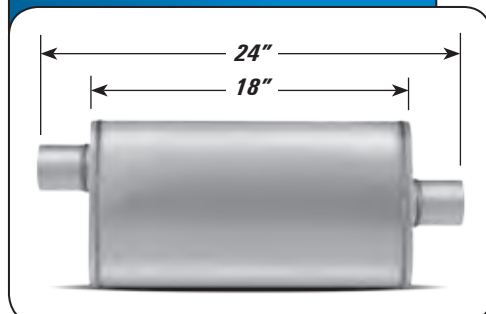
4" x 9" OVAL REVERSIBLE

OFFSET/CENTER (4" x 9")



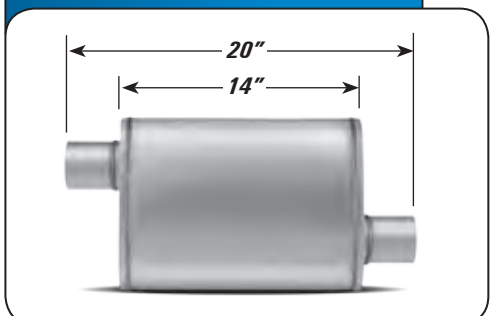
P/N	INLET	OUTLET
XS1224	2"	2"
XS1225	2 1/4"	2 1/4"
XS1226	2 1/2"	2 1/2"
XS1229	3"	3"

OFFSET/CENTER (4" x 9")



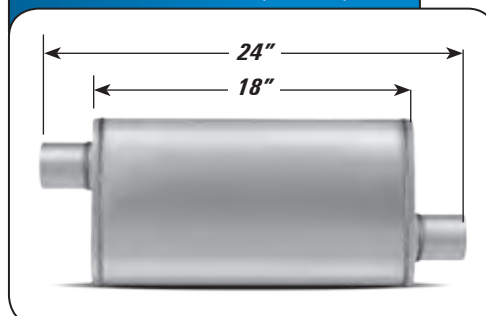
P/N	INLET	OUTLET
XS1255	2 1/4"	2 1/4"
XS1256	2 1/2"	2 1/2"
XS1259	3"	3"

OFFSET/OFFSET (4" x 9")



P/N	INLET	OUTLET
XS1235	2 1/4"	2 1/4"
XS1236	2 1/2"	2 1/2"

OFFSET/OFFSET (4" x 9")

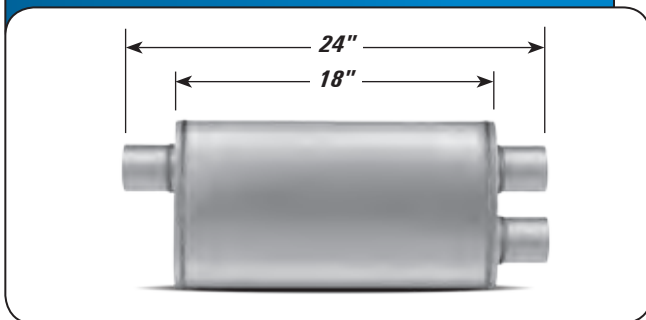


P/N	INLET	OUTLET
XS1266	2 1/2"	2 1/2"

PERFORMANCE FEATURES

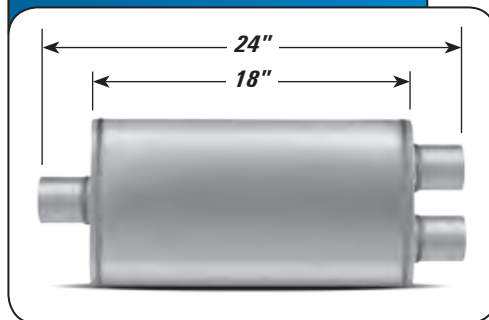
- All welded construction
- Straight through flow design
- Increased flow
- Excellent performance sound
- Heavy gauge 100% stainless steel
- Reversible
- Better performance
- High temperature acoustical filler material

TRANSVERSE & OFFSET/DUALS (4" x 9")



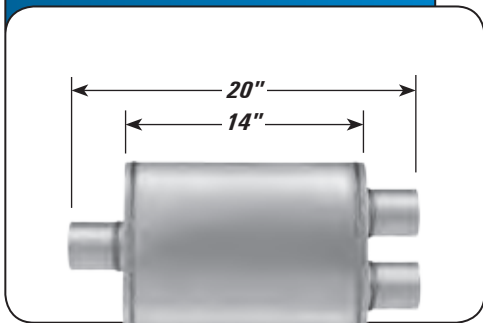
P/N	INLET	OUTLET
XS2265	2 1/2"	2 1/2"

CENTER/DUALS (4" x 9")



P/N	INLET	OUTLET
XS2258	2 1/2"	2 1/4"
XS2268	2 1/2"	2 1/2"
XS2278	3"	2 1/4"
XS2288	3"	2 1/2"
XS2298	3"	3"

CENTER/DUALS (4" x 9")



P/N	INLET	OUTLET
XS1149	2 1/4"	2 1/4"
XS2157	2 1/2"	2 1/4"
XS2158	2 1/2"	2 1/2"
XS2197	3"	2 1/4"
XS2198	3"	2 1/2"

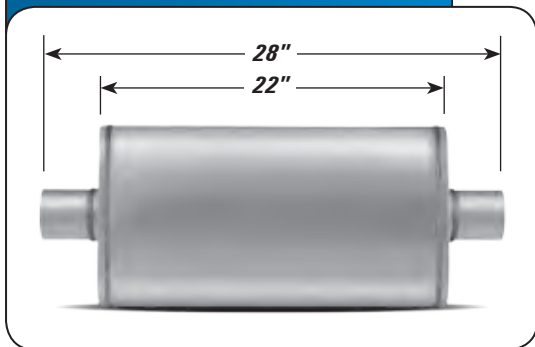


PERFORMANCE MUFFLERS



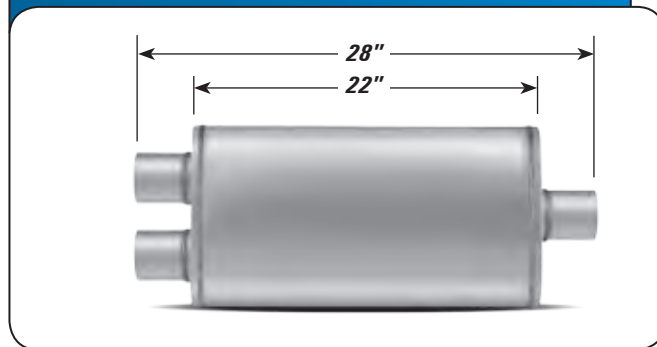
5" x 11" LARGE OVAL REVERSIBLE

CENTER/CENTER (5" x 11")



P/N	INLET	OUTLET
XS2579	3"	3"

DUALS/CENTER OR CENTER/DUALS (5" x 11")



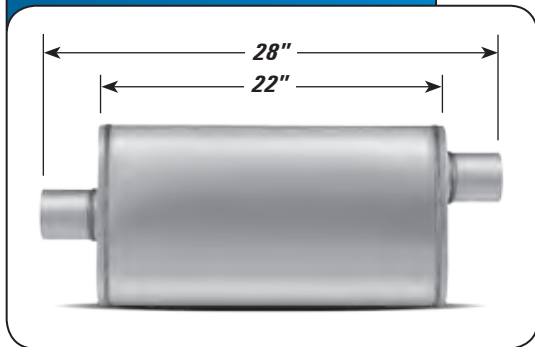
DUALS/CENTER

P/N	INLET	OUTLET
XS2588	2 1/2"	3"

CENTER/DUALS

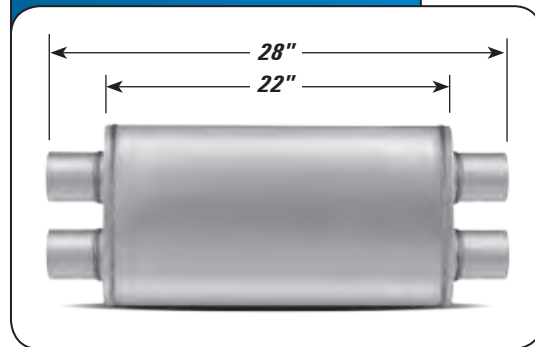
P/N	INLET	OUTLET
XS2588	3"	2 1/2"

CENTER/OFFSET (5" x 11")



P/N	INLET	OUTLET
XS2589	3"	3"

DUALS/DUALS (5" x 11")



P/N	INLET	OUTLET
XS2568	2 1/2"	2 1/2"

PERFORMANCE FEATURES

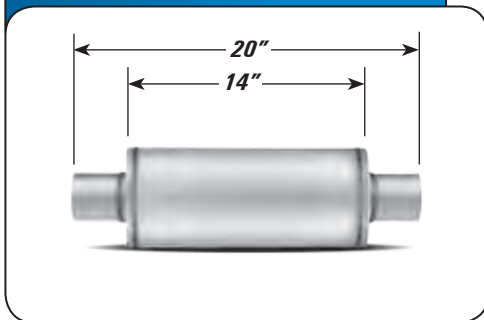
- All welded construction
- Straight through flow design
- Increased flow
- Excellent performance sound
- Heavy gauge 100% stainless steel
- Reversible
- Better performance
- High temperature acoustical filler material

MUFFLERS

4" ROUND REVERSIBLE

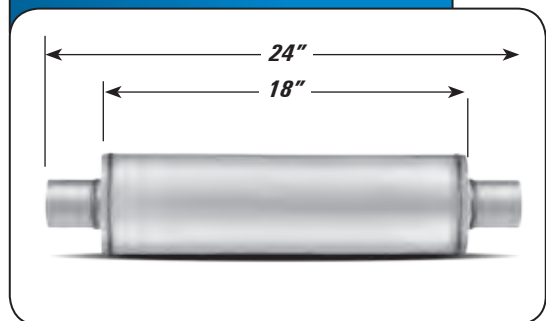


CENTER/CENTER (4" Round)



P/N	INLET	OUTLET
XS0445	2 ¼"	2 ¼"
XS0416	2 ½"	2 ½"

CENTER/CENTER (4" Round)

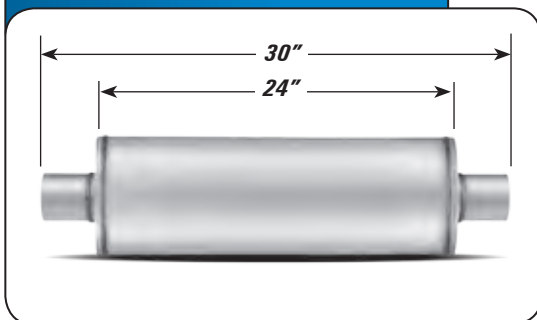


P/N	INLET	OUTLET
XS0425	2 ¼"	2 ¼"
XS0426	2 ½"	2 ½"

7" ROUND REVERSIBLE



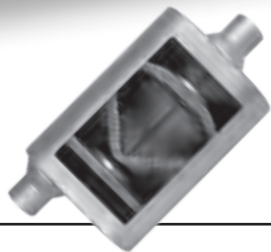
CENTER/CENTER (7" Round)



P/N	INLET	OUTLET
XS2772	4"	4"

PERFORMANCE MUFFLERS


MUFFLERS



4 1/4" x 9 1/2" OVAL


VX 
SERIES

CENTER/OFFSET (4 1/4" x 9 1/2")



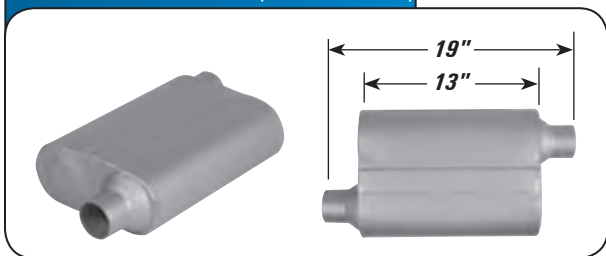
P/N	Inlet	Outlet
VX2442	2 1/4"	2 1/4"
VX2542	2 1/2"	2 1/2"
VX3042	3"	3"

OFFSET/CENTER (4 1/4" x 9 1/2")




P/N	Inlet	Outlet
VX2441	2 1/4"	2 1/4"
VX2541	2 1/2"	2 1/2"
VX3041	3"	3"

OFFSET/OFFSET (4 1/4" x 9 1/2")



P/N	Inlet	Outlet
VX2443	2 1/4"	2 1/4"
VX2543	2 1/2"	2 1/2"
VX3043	3"	3"

CENTER/DUALS (4 1/4" x 9 1/2")



P/N	Inlet	Outlet
VX0402	3"	2 1/2" Duals
VX0422	3"	2 1/4" Duals
VX4422	2 1/4"	2 1/4" Duals
VX5400	2 1/2"	2 1/2" Duals
VX5422	2 1/2"	2 1/4" Duals

PERFORMANCE FEATURES

- V-FLOW for deep, aggressive tone
- Better performance
- Increased flow
- 100% Aluminized

VX[®] SERIES

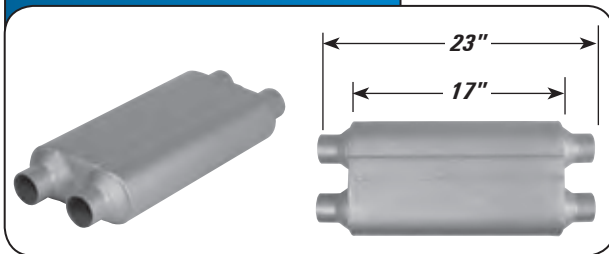


4 1/4" x 9 1/2" OVAL



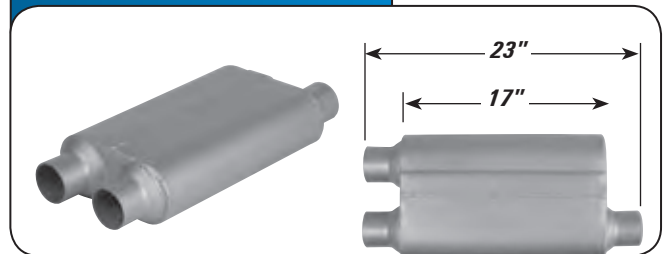
MUFFLERS

DUALS/DUALS (4 1/4" x 9 1/2")



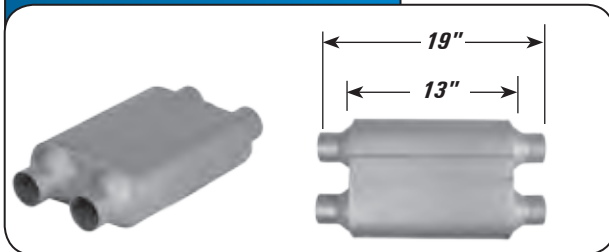
P/N	Inlet	Outlet
VX4554	2 1/4" Duals	2 1/4" Duals

TRANSVERSE (4 1/4" x 9 1/2")



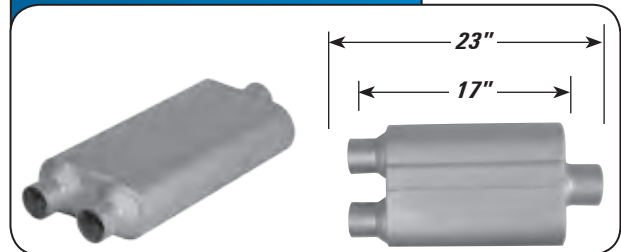
P/N	Inlet	Outlet
VX2583	2 1/2" Duals Trans	2 1/2"

DUALS/DUALS (4 1/4" x 9 1/2")




P/N	Inlet	Outlet
VX4134	2 1/4" Duals	2 1/4" Duals

DUALS/CENTER (4 1/4" x 9 1/2")



P/N	Inlet	Outlet
VX2552	2 1/2" Duals	2 1/2" Duals

PERFORMANCE MUFFLERS




4 1/4" x 9 1/2" OVAL

RACE
PERFORMANCE
MUFFLERS

VR
SERIES


MUFFLERS

CENTER/CENTER (4 1/4" x 9 1/2")



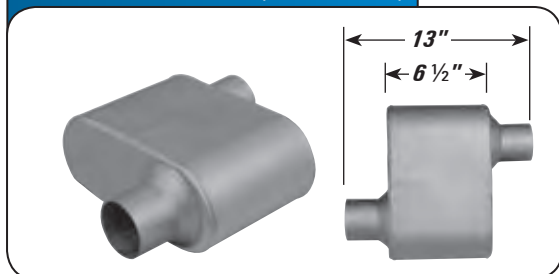
P/N	Inlet	Outlet
VR7426	2 1/2"	2 1/2"
VR7428	3"	3"

CENTER/DUALS (4 1/4" x 9 1/2")



P/N	Inlet	Outlet
VR7425	2 1/2"	2 1/4" Duals
VR7427	3"	2 1/2" Duals

OFFSET/OFFSET (4 1/4" x 9 1/2")



P/N	Inlet	Outlet
VR7429	2 1/4"	2 1/4"
VR7430	2 1/2"	2 1/2"

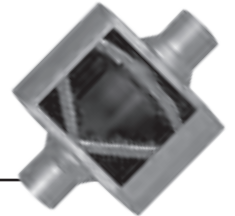
PERFORMANCE FEATURES

- V-FLOW for deep, aggressive tone
- Better performance
- Increased flow
- 100% Aluminized

VR
SERIES

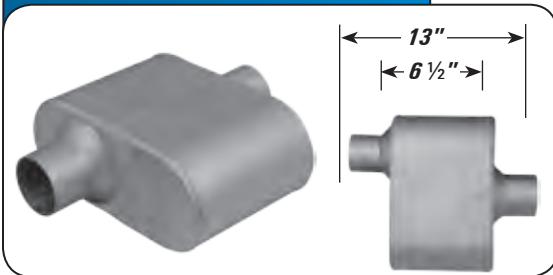
**RACE
PERFORMANCE
MUFFLERS**


4 1/4" x 9 1/2" OVAL



MUFFLERS

OFFSET/CENTER (4 1/4" x 9 1/2")



P/N	Inlet	Outlet
VR7431	2 1/4"	2 1/4"
VR7432	2 1/2"	2 1/2"



PERFORMANCE MUFFLERS

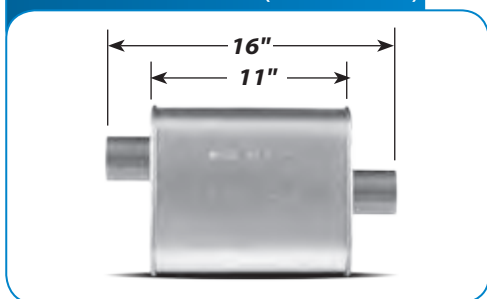
BIG MAX[®] PERFORMANCE TURBO

MUFFLERS



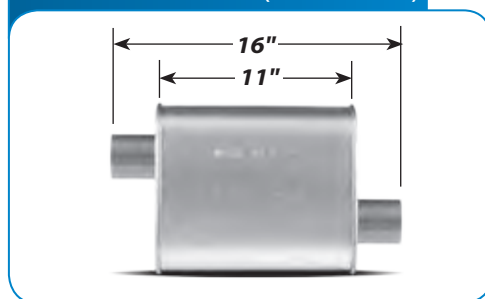
3 1/4" x 7 3/4"
SMALL OVAL

OFFSET/CENTER (3 1/4" x 7 3/4")




P/N	INLET	OUTLET
690008	2"	2"

OFFSET/OFFSET (3 1/4" x 7 3/4")




P/N	INLET	OUTLET
690003	2"	2"

OFFSET/CENTER (3 1/4" x 7 3/4")



P/N	INLET	OUTLET
6519	2"	2"


OFFSET/OFFSET (3 1/4" x 7 3/4")



P/N	INLET	OUTLET
6495	2"	2"


PERFORMANCE FEATURES

- 100% Aluminized
- Better performance
- AKDDQ expandable necks
- Reduced back pressure
- Increased flow
- Excellent performance sound
- Large inner tubes
- Reversible




4 1/4" x 8 3/4"
MEDIUM OVAL

CENTER/CENTER (4 1/4" x 8 3/4")



P/N	INLET	OUTLET
6492	2 1/4"	2 1/4"

OFFSET/OFFSET (4 1/4" x 8 3/4")




P/N	INLET	OUTLET
6497	2"	2"
6498	2 1/4"	2 1/4"
6499	2 1/2"	2 1/2"

OFFSET/CENTER (4 1/4" x 8 3/4")



P/N	INLET	OUTLET
6496	2"	2"
6534	2 1/4"	2 1/4"
6494+	2 1/2"	2 1/2"

OFFSET/CENTER (4 1/4" x 8 3/4")



P/N	INLET	OUTLET
6491	2 1/4"	2 1/4"

+ Replaces 2940

PERFORMANCE MUFFLERS


BIG MAX[®] PERFORMANCE TURBO

MUFFLERS



4 1/16" x 10 1/2"
LARGE OVAL

OFFSET/CENTER (4 1/16" x 10 1/2")



P/N	INLET	OUTLET
690501	2"	2"
690500	2 1/4"	2 1/4"
690503	2 1/2"	2 1/2"


OFFSET/CENTER (4 1/16" x 10 1/2")



P/N	INLET	OUTLET
6493+	2 1/4"	2 1/4"


+ Replaces 2973. Hemi muffler w/ crushed corners

OFFSET/CENTER (4 1/16" x 10 1/2")



P/N	INLET	OUTLET
690502	3"	3"


CENTER/DUALS (4 1/16" x 10 1/2")



P/N	INLET	OUTLET
690513	2 1/2"	2 1/4"
690514	2 1/2"	2 1/2"
690510	3"	2 1/4"
690511	3"	2 1/2"

PERFORMANCE FEATURES

- 100% Aluminized
- Better performance
- AKDDQ expandable necks
- Reduced back pressure
- Increased flow
- Excellent performance sound
- Large inner tubes
- Reversible



4 1/2" x 11"
EXTRA LARGE OVAL

CENTER/DUALS (4 1/2" x 11")



P/N	INLET	OUTLET
690512	3"	3"

SPECIALTY MUFFLERS

CHEVROLET/GMC *DIRECT FIT* MUFFLERS

1500, 2500, 3500 HeavyDuty 6.0 & 8.1 Litre Gas Engines

DUAL OUTLETS FIT OEM TAIL PIPE



2500 - Dual Outlets Fit OEM Tail Pipe

Original Equipment Tuning for OE Sound

P/N	SHELL	OAL	INLET	OUTLET	DIMENSION
2500	24½"	29"	3" ID Duals	3" OD Duals	8½" x 11¾"

SINGLE OUTLET PERFORMANCE OPTION



Use with Xlerator Mandrel Bent X6007 or MaxFit 126584

Performance Sound on Single Outlet 3" Tailpipe

P/N	SHELL	OAL	INLET	OUTLET	DIMENSION
X503	24½"	29"	3" ID Duals	3" ID	8½" x 11¾"

PERFORMANCE FEATURES

- All welded construction
- Increased flow
- Excellent performance sound
- Heavy gauge 100% aluminized steel
- Better performance

CHEVROLET/GMC *DIRECT FIT* MUFFLERS

1500, 2500, 3500 HeavyDuty 6.0 & 8.1 Litre Gas Engines

DUAL OUTLET PERFORMANCE OPTION



Use with Xlerator Mandrel No.'s X6014 (RS) and X6013 (LS) or Use MaxFits 127671 (Right Side) and 127670 (Left Side)

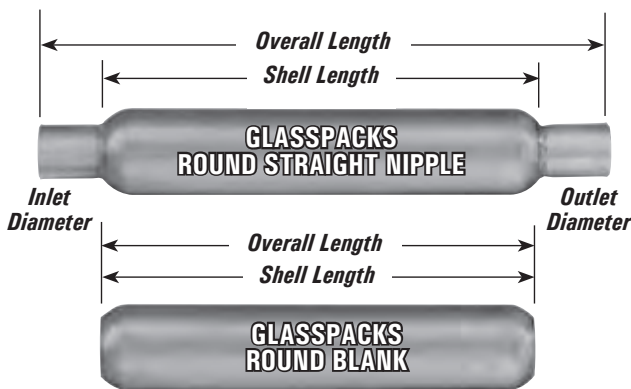
Full Performance Sound when used with Mandrel Bent Pipes or Compression Bent Pipes.

P/N	SHELL OAL	INLET	OUTLET	DIMENSION
X504	24 1/2" 30 1/2"	3" ID Duals	2 1/2" ID Duals	8 1/2" x 11 3/4"

ALUMINIZED GLASSPACKS

PERFORMANCE FEATURES

- Aluminized heavy duty, 15 Gauge, 3", 3 1/2" and 4" diameter shells
- Spiral louvered inner core produces a deep, mellow tone
- Decreases backpressure and increases performance
- AKDDQ necks allow for easy expansion
- Single Packs



PART NUMBER DEFINITION

Example: 351811

First two digits = Shell Diameter (35=3.5=3 1/2")

Second two digits = Shell Length (18")

Third Two Digits = Configuration:

00 = Blank

11 = Center/Center

12 = Mild Offset/Mild Offset

22 = Full Offset/Full Offset

Seventh digit indicates neck size greater than 2 1/4":

3 = Two 2 1/2" Necks

4 = Two 3" Necks

Seventh or Eighth digit:

2 = 2 1/4" Core Size

5 = 2 1/2" Core Size

6 = 3" Core Size

GLASSPACKS

P/N	CASE DIAMETER	CASE LENGTH	CORE DIAMETER	OAL	NECK INLET	NECK OUTLET	NECK CONFIG
3" Case / 1 3/4" Core							
301200S	3"	12"	1 3/4"	12"			Blank
301211S	3"	12"	1 3/4"	18"	1 3/4"	1 3/4"	Straight
301800S	3"	18"	1 3/4"	18"			Blank
301811S	3"	18"	1 3/4"	24"	1 3/4"	1 3/4"	Straight
3 1/2" Case / 2" Core							
351200S	3 1/2"	12"	2"	12"			Blank
351211S	3 1/2"	12"	2"	18"	2"	2"	Straight
351600S	3 1/2"	16"	2"	16"			Blank
351611S	3 1/2"	16"	2"	22"	2"	2"	Straight
351800S	3 1/2"	18"	2"	18"			Blank
351811S	3 1/2"	18"	2"	24"	2"	2"	Straight
351812S	3 1/2"	18"	2"	24"	2"	2"	Medium
351822S	3 1/2"	18"	2"	24"	2"	2"	Full
352200S	3 1/2"	22"	2"	22"			Blank
352211S	3 1/2"	22"	2"	28"	2"	2"	Straight
352400S	3 1/2"	24"	2"	24"			Blank
352411S	3 1/2"	24"	2"	30"	2"	2"	Straight
352600S	3 1/2"	26"	2"	26"			Blank
352611S	3 1/2"	26"	2"	32"	2"	2"	Straight
353000S	3 1/2"	30"	2"	30"			Blank
353011S	3 1/2"	30"	2"	36"	2"	2"	Straight

ENFORCER®

GLASSPACKS

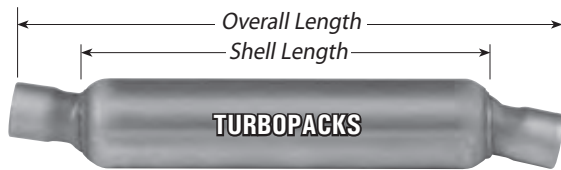
P/N	CASE DIAMETER	CASE LENGTH	CORE DIAMETER	OAL	NECK INLET	NECK OUTLET	NECK CONFIG
3 1/2" Case / 2 1/4" Core							
3512002S	3 1/2"	12"	2 1/4"	12"			Blank
3512112S	3 1/2"	12"	2 1/4"	18"	2 1/4"	2 1/4"	Straight
3516002S	3 1/2"	16"	2 1/4"	16"			Blank
3516112S	3 1/2"	16"	2 1/4"	22"	2 1/4"	2 1/4"	Straight
3518002S	3 1/2"	18"	2 1/4"	18"			Blank
3518112S	3 1/2"	18"	2 1/4"	24"	2 1/4"	2 1/4"	Straight
35181135S	3 1/2"	18"	2 1/2"	24"	2 1/2"	2 1/2"	Straight
3518122S	3 1/2"	18"	2 1/4"	24"	2 1/4"	2 1/4"	Medium
3522002S	3 1/2"	22"	2 1/4"	22"			Blank
3522112S	3 1/2"	22"	2 1/4"	28"	2 1/4"	2 1/4"	Straight
35221132S	3 1/2"	22"	2 1/4"	28"	2 1/2"	2 1/2"	Straight
3524002S	3 1/2"	24"	2 1/4"	24"			Blank
3524112S	3 1/2"	24"	2 1/4"	30"	2 1/4"	2 1/4"	Straight
35241132S	3 1/2"	24"	2 1/4"	30"	2 1/2"	2 1/2"	Straight
3526002S	3 1/2"	26"	2 1/4"	26"			Blank
3526112S	3 1/2"	26"	2 1/4"	32"	2 1/4"	2 1/4"	Straight
35261132S	3 1/2"	26"	2 1/4"	32"	2 1/2"	2 1/2"	Straight
3530002S	3 1/2"	30"	2 1/4"	30"			Blank
3530112S	3 1/2"	30"	2 1/4"	36"	2 1/4"	2 1/4"	Straight
35301132S	3 1/2"	30"	2 1/4"	36"	2 1/2"	2 1/2"	Straight
4" Case / 2 1/4" Core							
401800S	4"	18"	2 1/4"	18"			Blank
401811S	4"	18"	2 1/4"	24"	2 1/4"	2 1/4"	Straight
402200S	4"	22"	2 1/4"	22"			Blank
402211S	4"	22"	2 1/4"	28"	2 1/4"	2 1/4"	Straight
403000S	4"	30"	2 1/4"	30"			Blank
403011S	4"	30"	2 1/4"	36"	2 1/4"	2 1/4"	Straight
4" Case / 2 1/2" Core							
4012005S	4"	12"	2 1/2"	12"			Blank
40121135S	4"	12"	2 1/2"	18"	2 1/2"	2 1/2"	Straight
4018005S	4"	18"	2 1/2"	18"			Blank
40181135S	4"	18"	2 1/2"	24"	2 1/2"	2 1/2"	Straight
4024005S	4"	24"	2 1/2"	24"			Blank
40241135S	4"	24"	2 1/2"	30"	2 1/2"	2 1/2"	Straight
4530005S	4"	30"	2 1/2"	30"			Blank
40301135S	4"	30"	2 1/2"	36"	2 1/2"	2 1/2"	Straight
4" Case / 3" Core							
4012006S	4"	12"	3"	12"			Blank
40121146S	4"	12"	3"	18"	3"	3"	Straight
4018006S	4"	18"	3"	18"			Blank
40181146S	4"	18"	3"	24"	3"	3"	Straight
4024006S	4"	24"	3"	24"			Blank
40241146S	4"	24"	3"	30"	3"	3"	Straight

TURBOPACKS & TORPEDOPACKS

PERFORMANCE FEATURES

- Versatility of a glasspack with the sound performance of a turbo muffler
- Aluminized heavy duty, 15 Gauge, 4" diameter shells
- 2 tube, 2 baffle internal design provides turbo tuning for superior sound control
- AKDDQ necks allow for easy expansion
- Single Packs

MUFFLERS



PART NUMBER DEFINITION

Example: 4218112

First two digits = 4" Shell; 2 Designates Turbo Pack

Second two digits = Shell Length (18")

Third Two Digits = Configuration:

11 = Center/Center

12 = Mild Offset/Mild Offset

22 = Full Offset/Full Offset

Seventh digit indicates neck size other than 2" on both ends

1 = One 2 1/4"; One 2" Neck

2 = Two 2 1/4" Necks


3 = Two 2 1/2" Necks

TURBOPACKS

* Neck Offset – Inlet and Outlet dimensions I.D. unless otherwise shown.

P/N	CASE DIAMETER	CASE LENGTH	CORE DIAMETER	OAL	NECK INLET	NECK OUTLET	NECK CONFIG
421211S	4"	12"	1 3/4" (2)	18"	2"	2"	Straight
4212112S	4"	12"	1 3/4" (2)	18"	2 1/4"	2 1/4"	Straight
421512S	4"	15"	1 3/4" (2)	22"	2"	2"	Medium
421511S	4"	15"	1 3/4" (2)	22"	2"	2"	Straight
4215112S	4"	15"	1 3/4" (2)	22"	2 1/4"	2 1/4"	Straight
4215113S	4"	15"	1 3/4" (2)	22"	2 1/2"	2 1/2"	Straight
421822S	4"	18"	1 3/4" (2)	25"	2"	2"	Full
421812S	4"	18"	1 3/4" (2)	25"	2"	2"	Medium
4218122S	4"	18"	1 3/4" (2)	25"	2 1/4"	2 1/4"	Medium
421811S	4"	18"	1 3/4" (2)	25"	2"	2"	Straight
4218111S	4"	18"	1 3/4" (2)	25"	2 1/4"	2"	Straight
4218112S	4"	18"	1 3/4" (2)	25"	2 1/4"	2 1/4"	Straight
4218113S	4"	18"	1 3/4" (2)	25"	2 1/2"	2 1/2"	Straight
422411S	4"	24"	1 3/4" (2)	30"	2"	2"	Straight
4224112S	4"	24"	1 3/4" (2)	30"	2 1/4"	2 1/4"	Straight
4224113S	4"	24"	1 3/4" (2)	30"	2 1/2"	2 1/2"	Straight

ENFORCER®



MUFFLERS


TORPEDOPACKS

P/N	CASE DIAMETER	CASE LENGTH	CORE DIAMETER	OAL	NECK INLET	NECK OUTLET	NECK CONFIG
4115032	4"	15"	2 1/2"	29"	Blank - 2 1/2"	2 1/4"	Dual Outlet
4115033	4"	15"	2 1/2"	29"	Blank - 2 1/2"	2 1/2"	Dual Outlet
4115042	4"	15"	3"	29"	Blank - 3"	2 1/4"	Dual Outlet
4115043	4"	15"	3"	29"	Blank - 3"	2 1/2"	Dual Outlet
4115122	4"	15"	2 1/4"	29"	2 1/4"	2 1/4"	Dual Outlet
4115132	4"	15"	2 1/2"	29"	2 1/2"	2 1/4"	Dual Outlet
4115133	4"	15"	2 1/2"	29"	2 1/2"	2 1/2"	Dual Outlet
4115142	4"	15"	3"	29"	3"	2 1/4"	Dual Outlet
4115143	4"	15"	3"	29"	3"	2 1/2"	Dual Outlet
4118042	4"	18"	3"	31"	Blank - 3"	2 1/4"	Dual Outlet
4118132	4"	18"	2 1/2"	31"	2 1/2"	2 1/4"	Dual Outlet
4118133	4"	18"	2 1/2"	31"	2 1/2"	2 1/2"	Dual Outlet
4118142	4"	18"	3"	31"	3"	2 1/4"	Dual Outlet

HEADER GASKETS & FLANGES

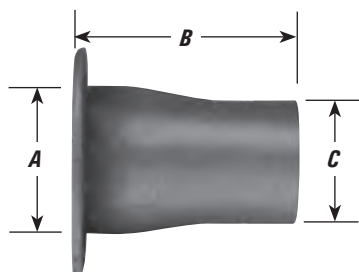
GASKETS

Allows Exhaust System Installation on Header Equipped Vehicles



P/N	DESCRIPTION
8711	2 1/2" Center Hole Flange Gasket
9069	3" Center Hole Flange Gasket
9070	3 1/2" Center Hole Flange Gasket

FLANGES

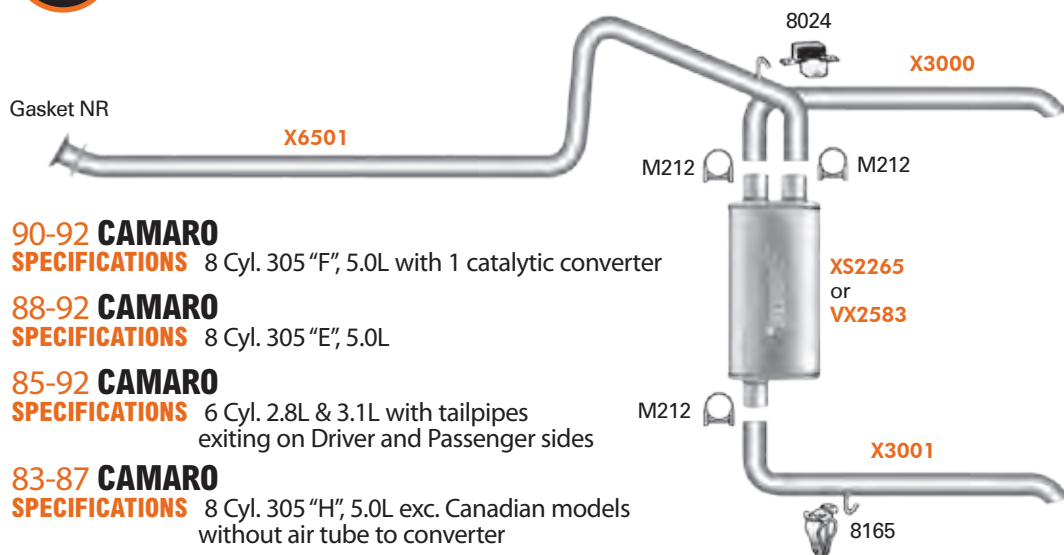


P/N	A	B	C
9071	2 1/2"	4"	2 1/2" O.D. 3 Hole
9073	3" O.D.	4 1/2"	2 1/2" O.D. 3 or 4 Hole

MANDREL BENT SYSTEMS

CARS CHEVROLET, CHRYSLER, DODGE, FORD

2 1/2" CHEVROLET MANDREL SYSTEM (4XP)



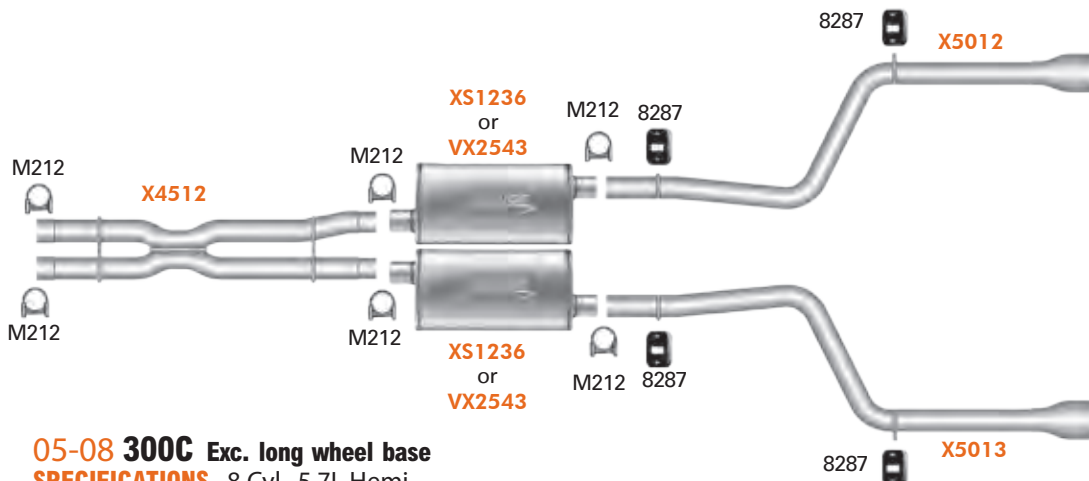
90-92 CAMARO
SPECIFICATIONS 8 Cyl. 305 "F", 5.0L with 1 catalytic converter

88-92 CAMARO
SPECIFICATIONS 8 Cyl. 305 "E", 5.0L

85-92 CAMARO
SPECIFICATIONS 6 Cyl. 2.8L & 3.1L with tailpipes exiting on Driver and Passenger sides

83-87 CAMARO
SPECIFICATIONS 8 Cyl. 305 "H", 5.0L exc. Canadian models without air tube to converter

2 1/2" CHRYSLER MANDREL SYSTEM (117XP)




05-08 300C Exc. long wheel base
SPECIFICATIONS 8 Cyl., 5.7L Hemi

PERFORMANCE FEATURES

- Mandrel Bending Maximizes Exhaust Gas Flow
- Pipes Have Re-Aluminized Weld Seam
- Easy Installation – No 2 Piece Pipes to Weld or Clamp
- Performance Sound
- Systems Feature Welded Design Mufflers in XS Stainless Steel or VX Aluminized

2 1/2"

DODGE MANDREL SYSTEM (118XP)

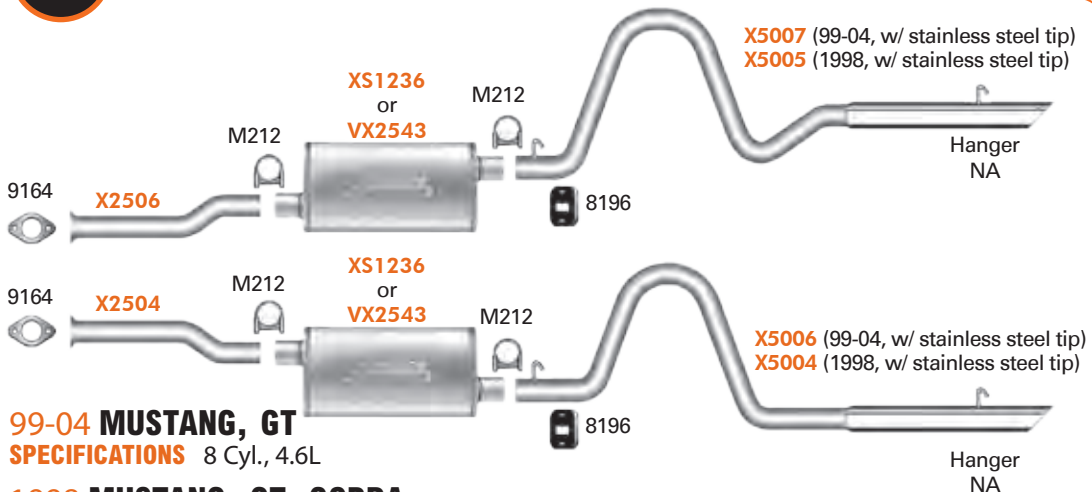


05-08 CHARGER R/T
SPECIFICATIONS 8 Cyl., 5.7L Hemi

05-08 MAGNUM R/T
SPECIFICATIONS 8 Cyl., 5.7L Hemi

2 1/2"

FORD MANDREL SYSTEM (5XP)



99-04 MUSTANG, GT
SPECIFICATIONS 8 Cyl., 4.6L

1998 MUSTANG, GT, COBRA
SPECIFICATIONS 8 Cyl., 4.6L

MANDREL BENT

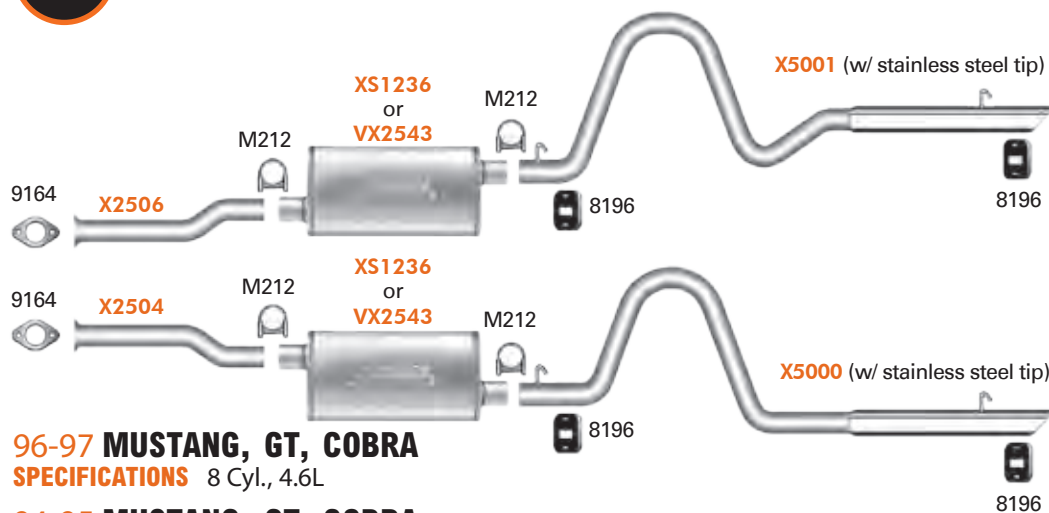
MANDREL BENT SYSTEMS

CARS FORD, PONTIAC

MANDREL BENT

2 1/2"

FORD MANDREL SYSTEM (6XP)

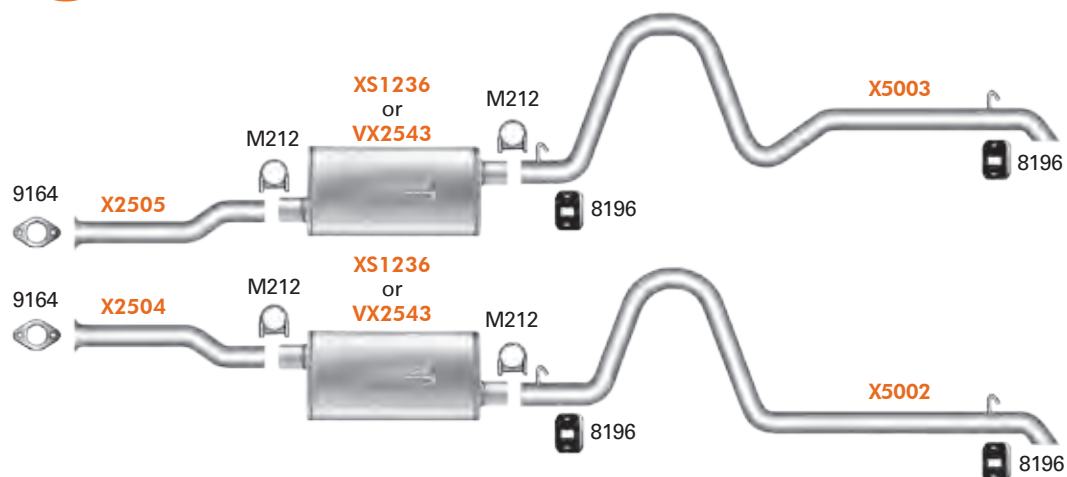


96-97 MUSTANG, GT, COBRA
SPECIFICATIONS 8 Cyl., 4.6L

94-95 MUSTANG, GT, COBRA
SPECIFICATIONS 8 Cyl., 5.0L

2 1/2"

FORD MANDREL SYSTEM (7XP)

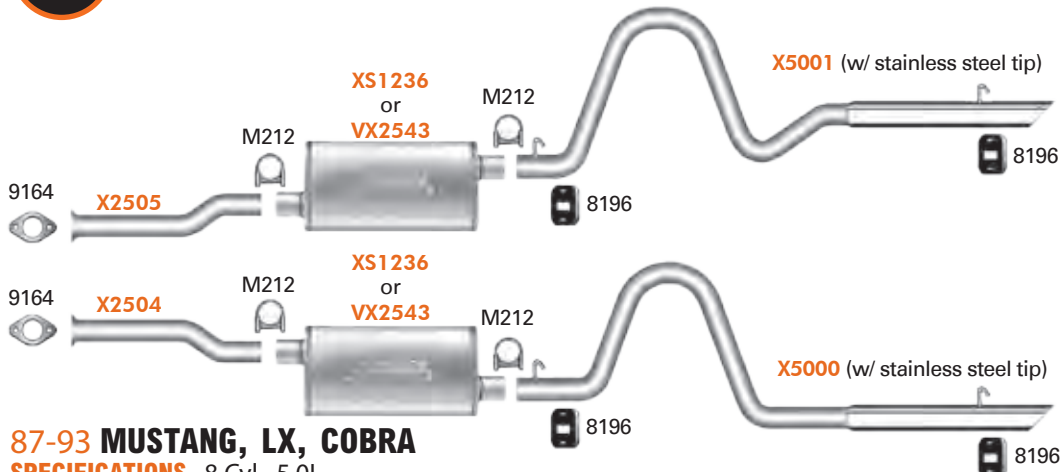


87-93 MUSTANG, GT
SPECIFICATIONS 8 Cyl., 5.0L

PERFORMANCE FEATURES

- Mandrel Bending Maximizes Exhaust Gas Flow
- Pipes Have Re-Aluminized Weld Seam
- Easy Installation – No 2 Piece Pipes to Weld or Clamp
- Performance Sound
- Systems Feature Welded Design Mufflers in XS Stainless Steel or VX Aluminized

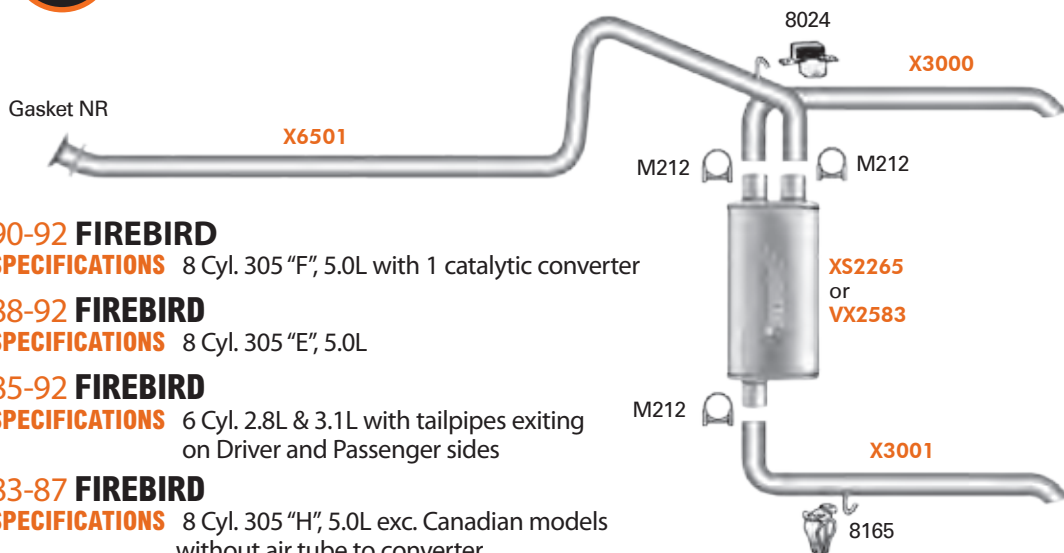
2 1/2" FORD MANDREL SYSTEM (8XP)



87-93 MUSTANG, LX, COBRA
SPECIFICATIONS 8 Cyl., 5.0L

1986 MUSTANG, GT
SPECIFICATIONS 8 Cyl., 5.0L

2 1/2" PONTIAC MANDREL SYSTEM (12XP)



90-92 FIREBIRD
SPECIFICATIONS 8 Cyl. 305 "F", 5.0L with 1 catalytic converter

88-92 FIREBIRD
SPECIFICATIONS 8 Cyl. 305 "E", 5.0L

85-92 FIREBIRD
SPECIFICATIONS 6 Cyl. 2.8L & 3.1L with tailpipes exiting on Driver and Passenger sides

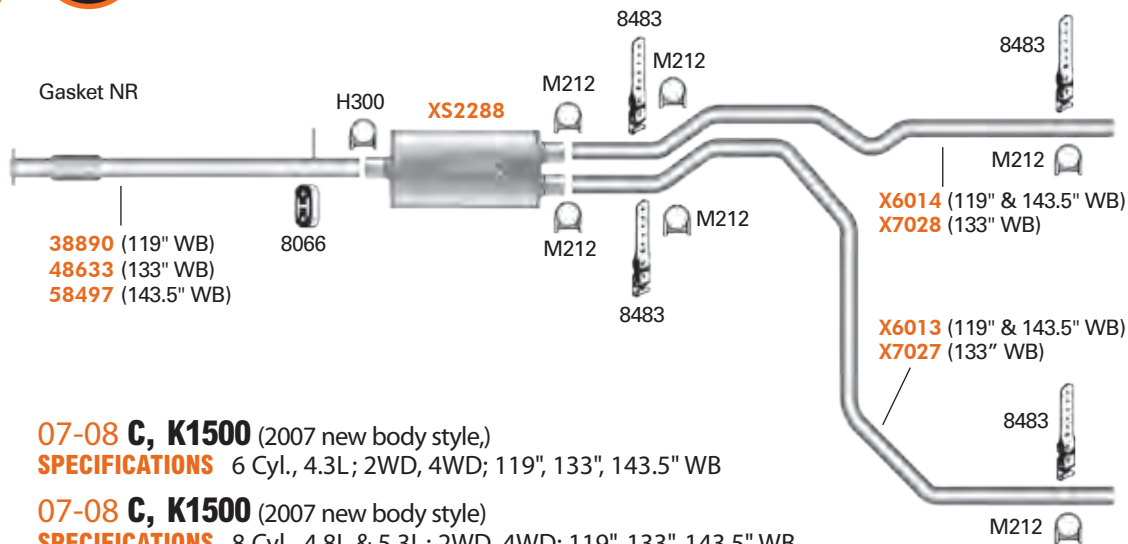
83-87 FIREBIRD
SPECIFICATIONS 8 Cyl. 305 "H", 5.0L exc. Canadian models without air tube to converter

MANDREL BENT SYSTEMS

TRUCKS CHEVROLET/GMC

2 1/2"

CHEVROLET/GMC MANDREL SYSTEM (112XP)



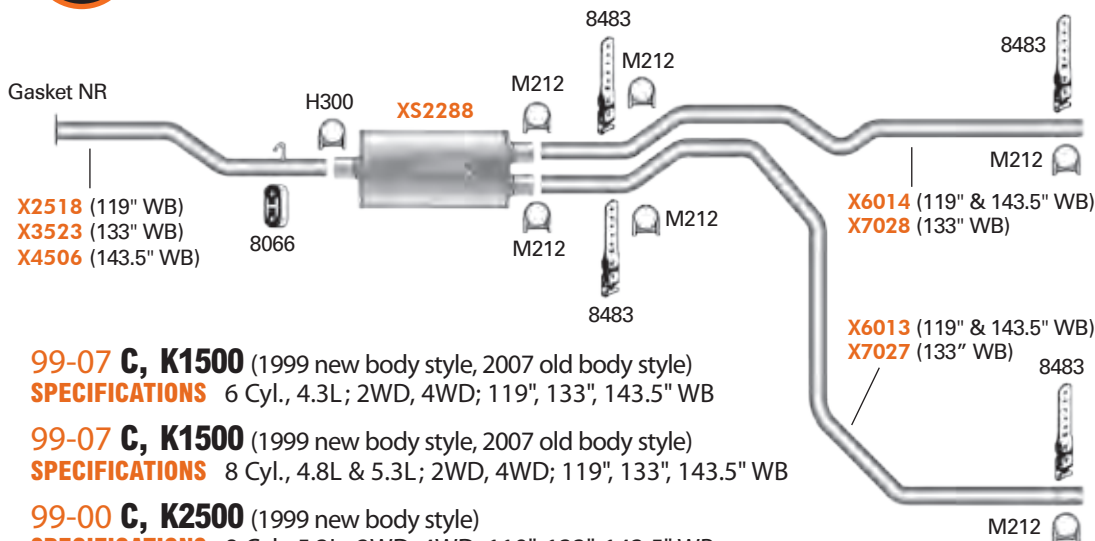
38890 (119" WB)
48633 (133" WB)
58497 (143.5" WB)

07-08 C, K1500 (2007 new body style)
SPECIFICATIONS 6 Cyl., 4.3L; 2WD, 4WD; 119", 133", 143.5" WB

07-08 C, K1500 (2007 new body style)
SPECIFICATIONS 8 Cyl., 4.8L & 5.3L; 2WD, 4WD; 119", 133", 143.5" WB

2 1/2"

CHEVROLET/GMC MANDREL SYSTEM (14XP)



X2518 (119" WB)
X3523 (133" WB)
X4506 (143.5" WB)

99-07 C, K1500 (1999 new body style, 2007 old body style)
SPECIFICATIONS 6 Cyl., 4.3L; 2WD, 4WD; 119", 133", 143.5" WB

99-07 C, K1500 (1999 new body style, 2007 old body style)
SPECIFICATIONS 8 Cyl., 4.8L & 5.3L; 2WD, 4WD; 119", 133", 143.5" WB

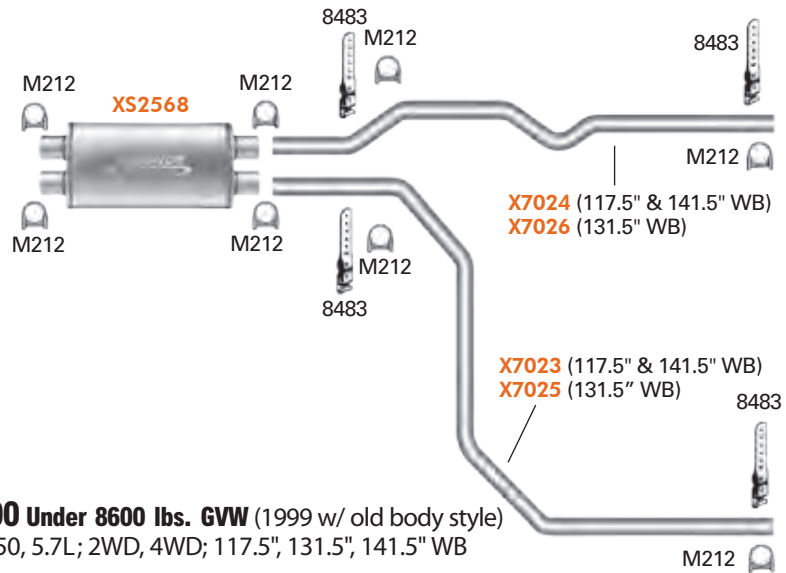
99-00 C, K2500 (1999 new body style)
SPECIFICATIONS 8 Cyl., 5.3L; 2WD, 4WD; 119", 133", 143.5" WB

PERFORMANCE FEATURES

- Mandrel Bending Maximizes Exhaust Gas Flow
- Pipes Have Re-Aluminized Weld Seam
- Easy Installation – No 2 Piece Pipes to Weld or Clamp
- Performance Sound
- Systems Feature Welded Design Mufflers in XS Stainless Steel or VX Aluminized

2½"

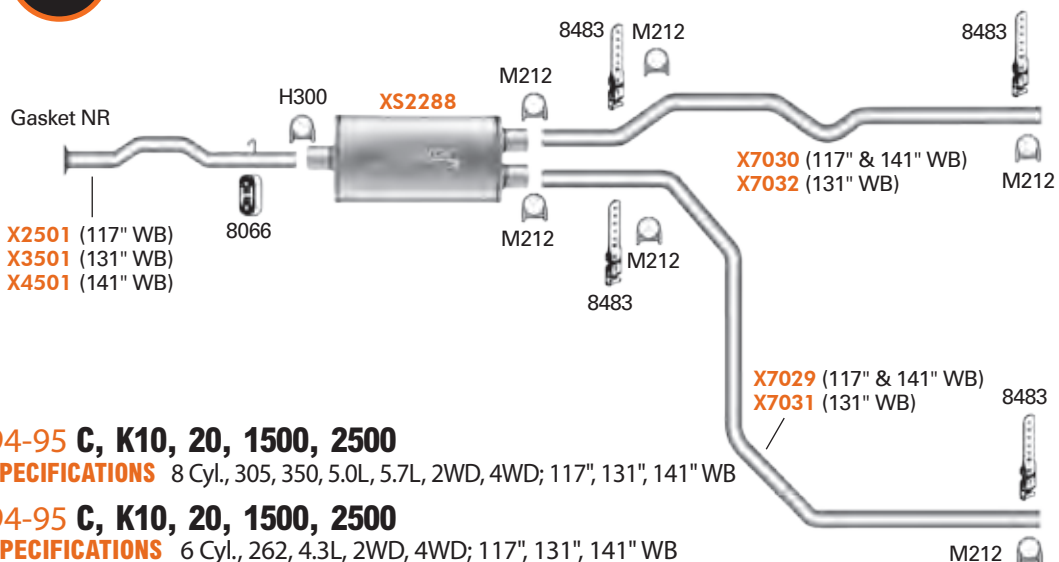
CHEVROLET/GMC MANDREL SYSTEM (16XP)



96-99 C, K1500, 2500 Under 8600 lbs. GVW (1999 w/ old body style)
SPECIFICATIONS 8 Cyl., 350, 5.7L; 2WD, 4WD; 117.5", 131.5", 141.5" WB

2½"

CHEVROLET/GMC MANDREL SYSTEM (20XP)



94-95 C, K10, 20, 1500, 2500
SPECIFICATIONS 8 Cyl., 305, 350, 5.0L, 5.7L, 2WD, 4WD; 117", 131", 141" WB

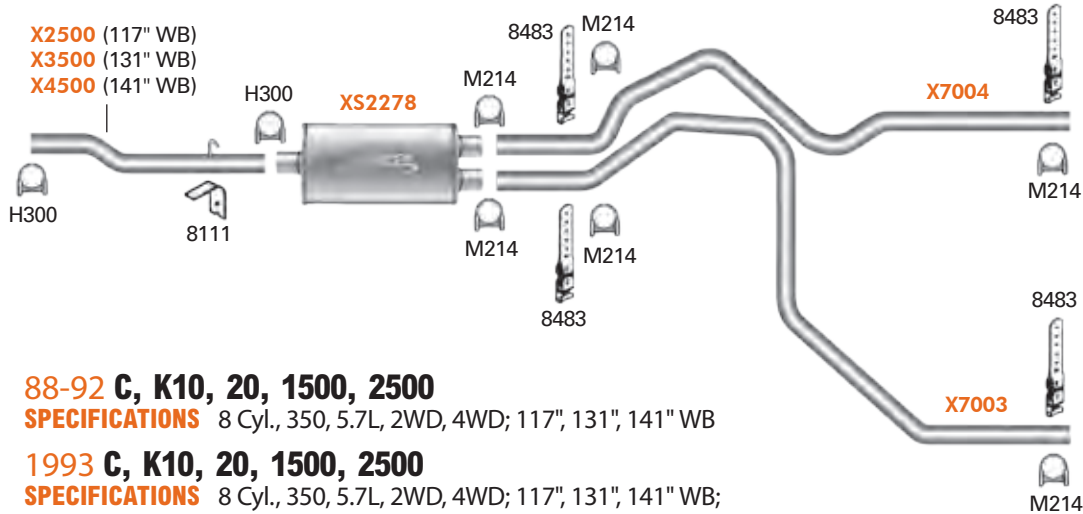
94-95 C, K10, 20, 1500, 2500
SPECIFICATIONS 6 Cyl., 262, 4.3L, 2WD, 4WD; 117", 131", 141" WB

MANDREL BENT SYSTEMS

TRUCKS CHEVROLET/GMC

2 1/4" CHEVROLET/GMC MANDREL SYSTEM (22XP)

X2500 (117" WB)
X3500 (131" WB)
X4500 (141" WB)



88-92 C, K10, 20, 1500, 2500

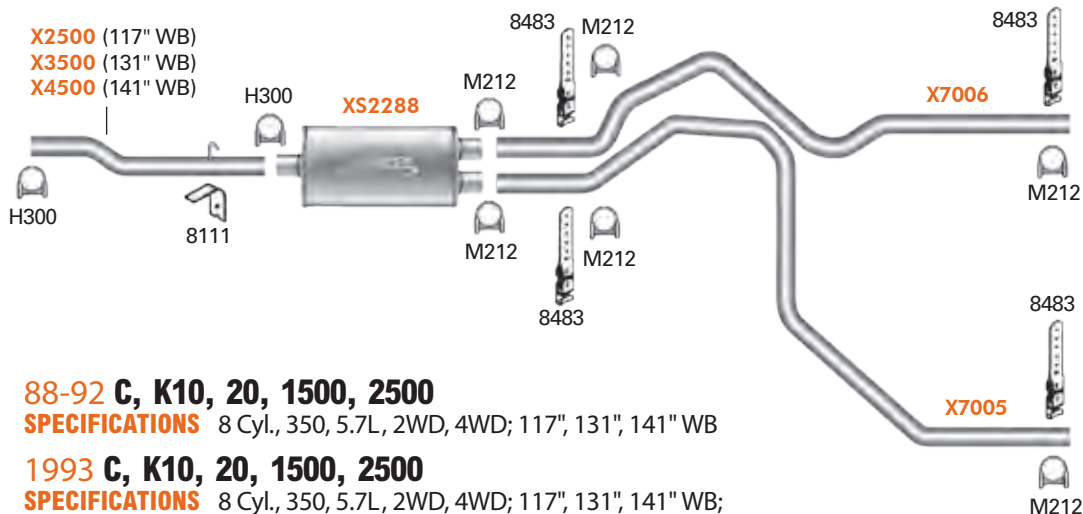
SPECIFICATIONS 8 Cyl., 350, 5.7L, 2WD, 4WD; 117", 131", 141" WB

1993 C, K10, 20, 1500, 2500

SPECIFICATIONS 8 Cyl., 350, 5.7L, 2WD, 4WD; 117", 131", 141" WB;
with OE converter clamped to front pipe

2 1/2" CHEVROLET/GMC MANDREL SYSTEM (24XP)

X2500 (117" WB)
X3500 (131" WB)
X4500 (141" WB)



88-92 C, K10, 20, 1500, 2500

SPECIFICATIONS 8 Cyl., 350, 5.7L, 2WD, 4WD; 117", 131", 141" WB

1993 C, K10, 20, 1500, 2500

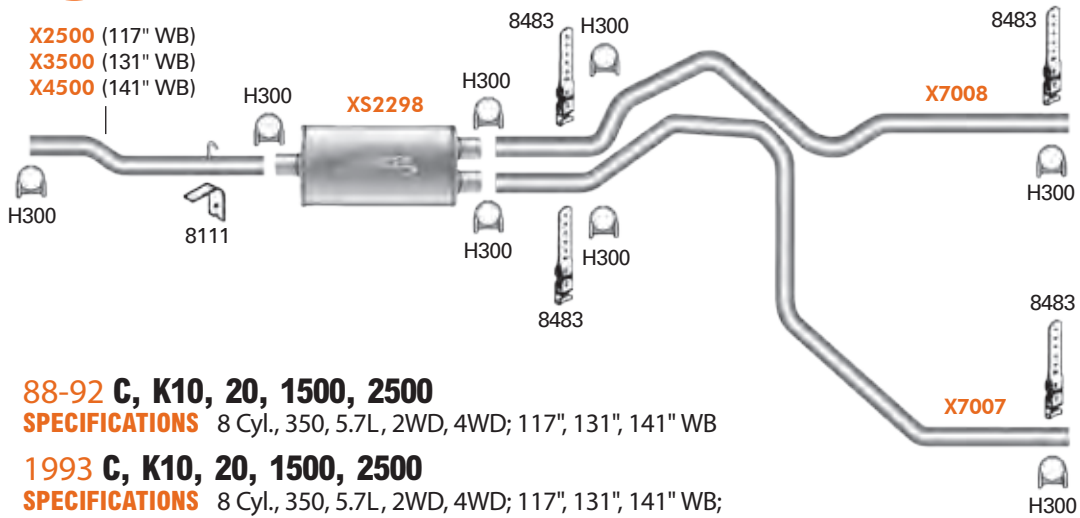
SPECIFICATIONS 8 Cyl., 350, 5.7L, 2WD, 4WD; 117", 131", 141" WB;
with OE converter clamped to front pipe

PERFORMANCE FEATURES

- Mandrel Bending Maximizes Exhaust Gas Flow
- Pipes Have Re-Aluminized Weld Seam
- Easy Installation – No 2 Piece Pipes to Weld or Clamp
- Performance Sound
- Systems Feature Welded Design Mufflers in XS Stainless Steel or VX Aluminized

3"

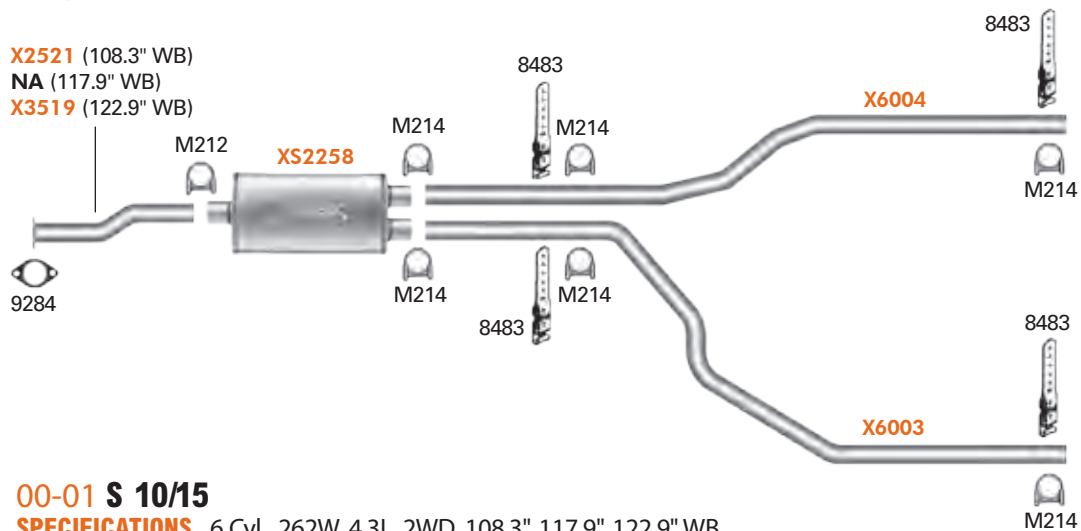
CHEVROLET/GMC MANDREL SYSTEM (26XP)



MANDREL BENT

2 1/4"

CHEVROLET/GMC MANDREL SYSTEM (31XP)



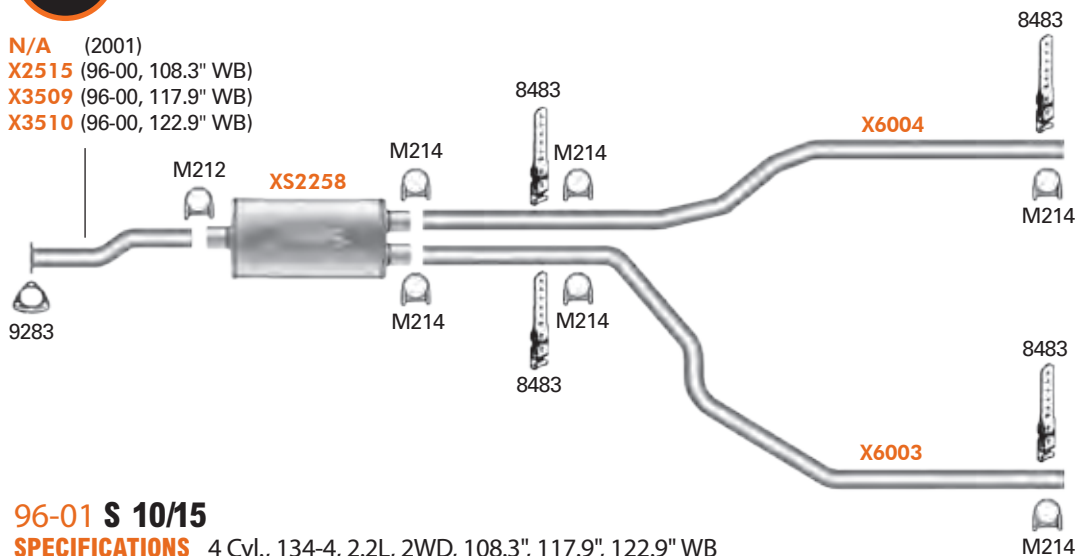
MANDREL BENT SYSTEMS

TRUCKS CHEVROLET/GMC

2 1/4"

CHEVROLET/GMC MANDREL SYSTEM (33XP)

- N/A (2001)
- X2515 (96-00, 108.3" WB)
- X3509 (96-00, 117.9" WB)
- X3510 (96-00, 122.9" WB)



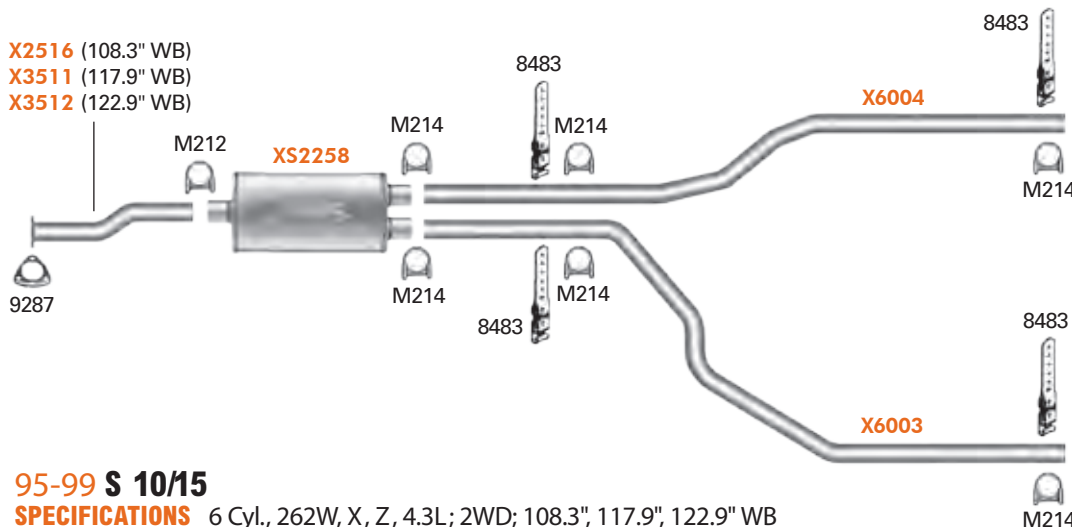
96-01 S 10/15

SPECIFICATIONS 4 Cyl., 134-4, 2.2L, 2WD, 108.3", 117.9", 122.9" WB

2 1/4"

CHEVROLET/GMC MANDREL SYSTEM (35XP)

- X2516 (108.3" WB)
- X3511 (117.9" WB)
- X3512 (122.9" WB)



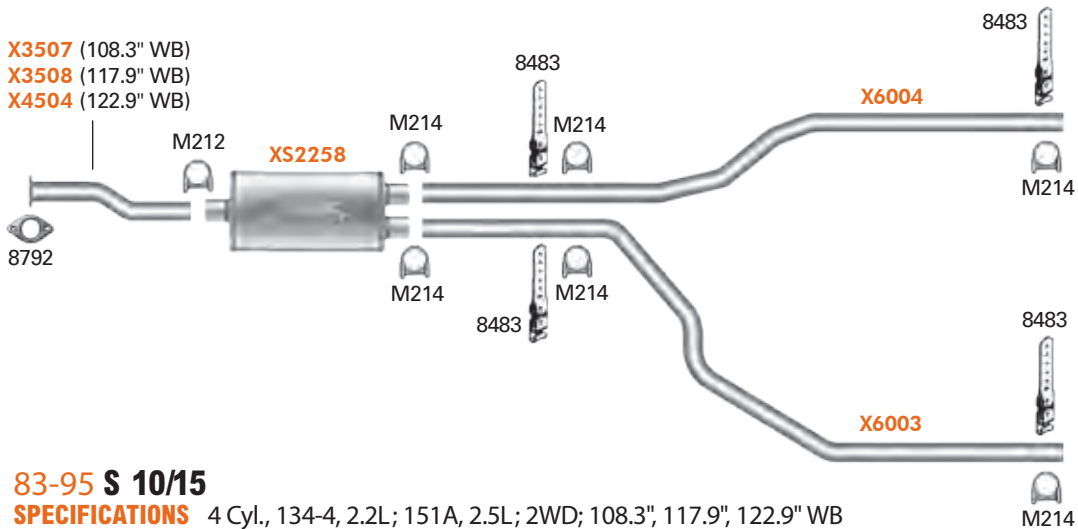
95-99 S 10/15

SPECIFICATIONS 6 Cyl., 262W, X, Z, 4.3L; 2WD; 108.3", 117.9", 122.9" WB

PERFORMANCE FEATURES

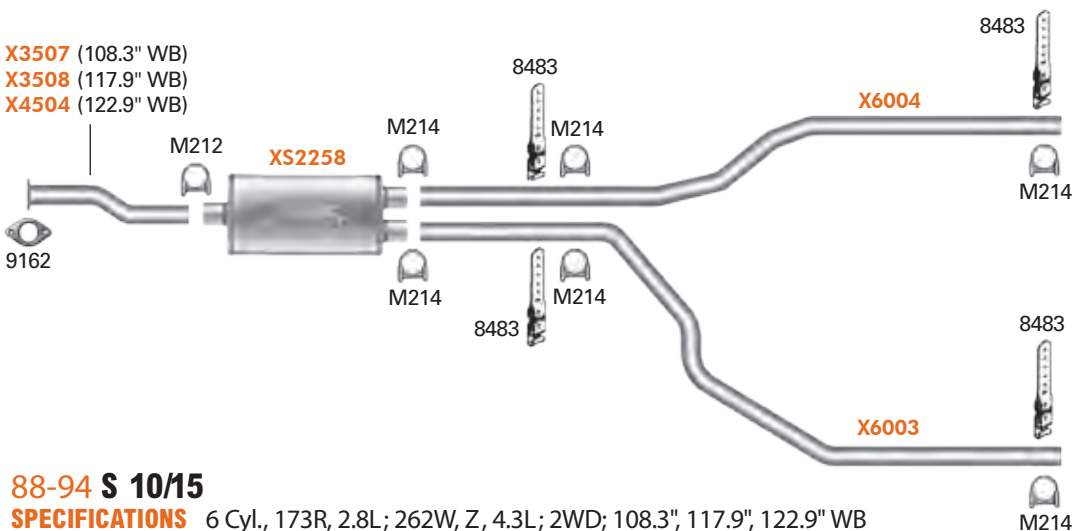
- Mandrel Bending Maximizes Exhaust Gas Flow
- Pipes Have Re-Aluminized Weld Seam
- Easy Installation – No 2 Piece Pipes to Weld or Clamp
- Performance Sound
- Systems Feature Welded Design Mufflers in XS Stainless Steel or VX Aluminized

2 1/4" CHEVROLET/GMC MANDREL SYSTEM (37XP)



MANDREL BENT

2 1/4" CHEVROLET/GMC MANDREL SYSTEM (39XP)

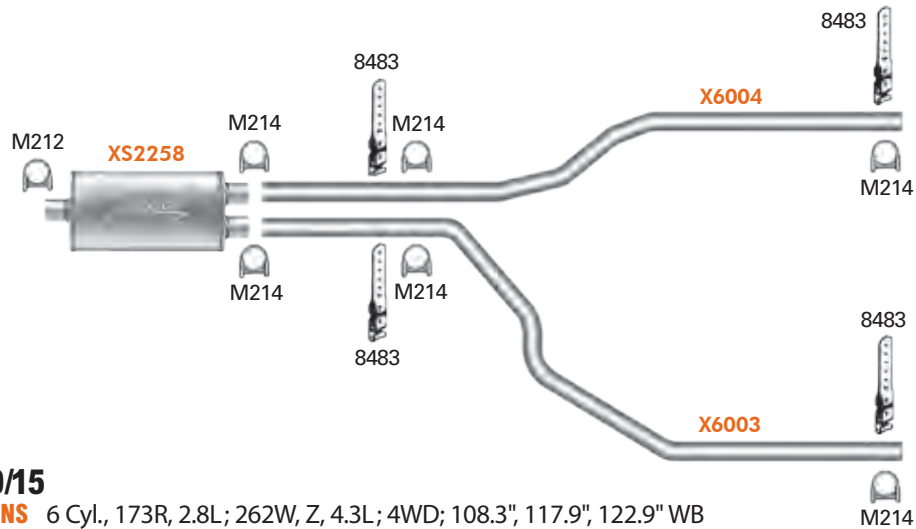


MANDREL BENT SYSTEMS

TRUCKS CHEVROLET/GMC, DODGE

2 1/4"

CHEVROLET/GMC MANDREL SYSTEM (41XP)

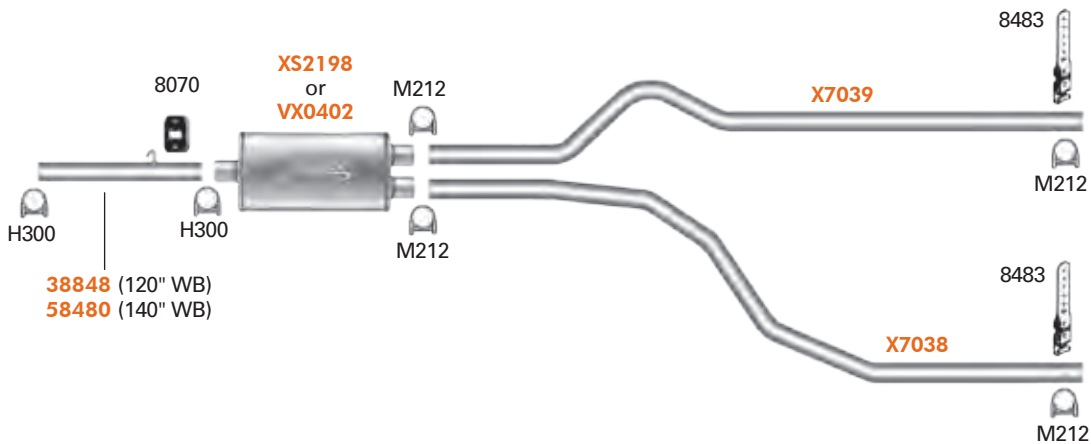


88-94 T 10/15

SPECIFICATIONS 6 Cyl., 173R, 2.8L; 262W, Z, 4.3L; 4WD; 108.3", 117.9", 122.9" WB

2 1/2"

DODGE MANDREL SYSTEM (98XP)



38848 (120" WB)
58480 (140" WB)

06-08 RAM 1500

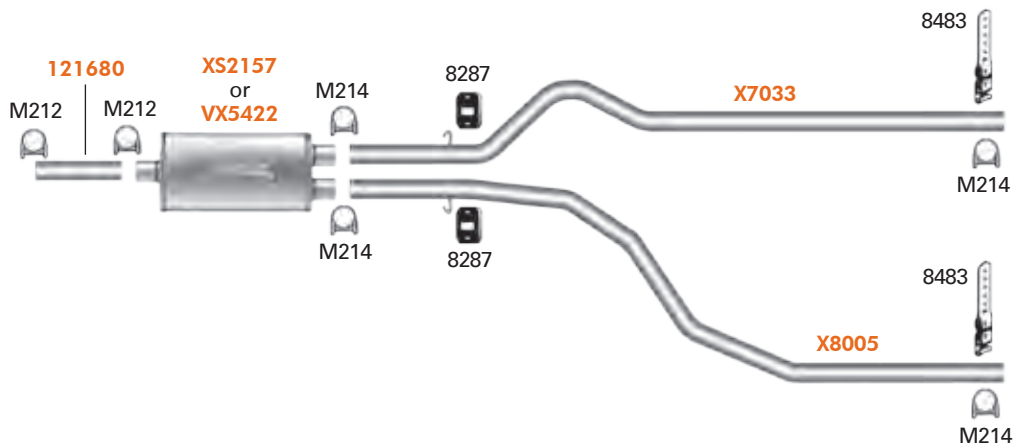
SPECIFICATIONS 6-8 Cyl., 3.7L, 4.7L, 5.7L; 2WD, 4WD; 120", 140" WB

PERFORMANCE FEATURES

- Mandrel Bending Maximizes Exhaust Gas Flow
- Pipes Have Re-Aluminized Weld Seam
- Easy Installation – No 2 Piece Pipes to Weld or Clamp
- Performance Sound
- Systems Feature Welded Design Mufflers in XS Stainless Steel or VX Aluminized

2 1/4"

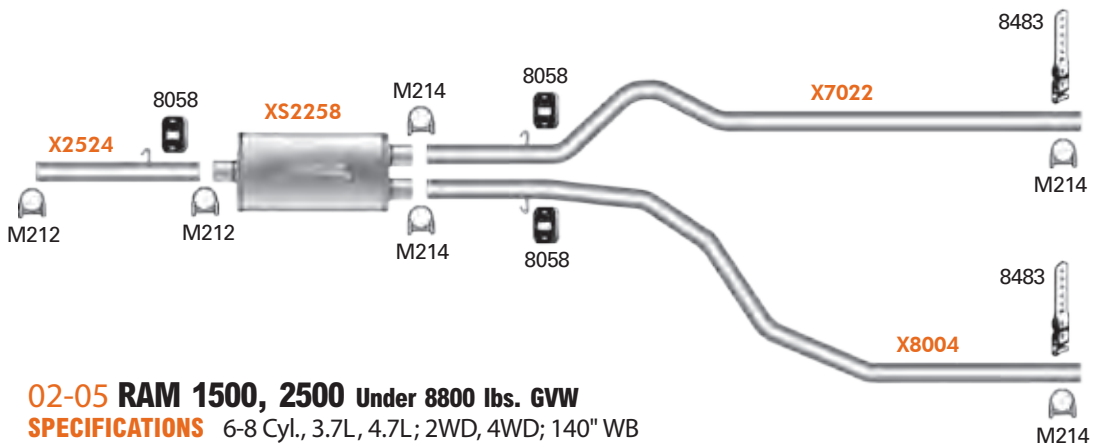
DODGE MANDREL SYSTEM (86XP)



02-05 RAM 1500, 2500 Under 8800 lbs. GVW
SPECIFICATIONS 6-8 Cyl., 3.7L, 4.7L; 2WD, 4WD; 120" WB

2 1/4"

DODGE MANDREL SYSTEM (78XP)



02-05 RAM 1500, 2500 Under 8800 lbs. GVW
SPECIFICATIONS 6-8 Cyl., 3.7L, 4.7L; 2WD, 4WD; 140" WB

02-03 RAM 1500, 2500 Under 8800 lbs. GVW
SPECIFICATIONS 8 Cyl., 5.9L; 2WD, 4WD; 140" WB

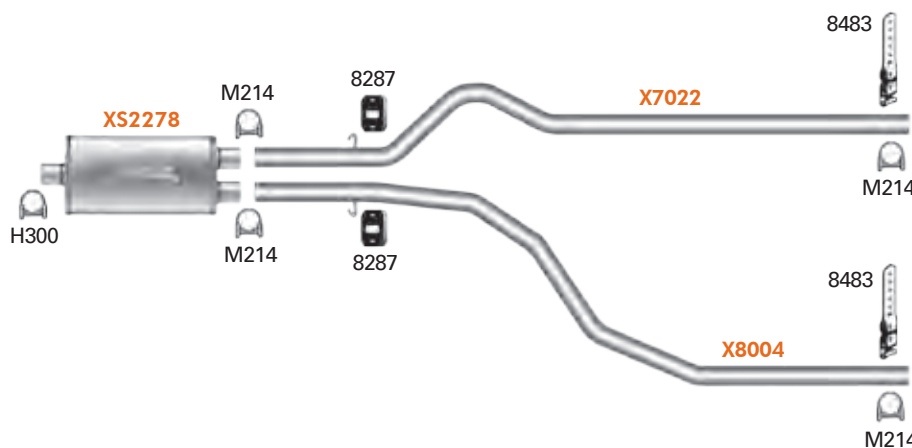
MANDREL BENT

MANDREL BENT SYSTEMS

TRUCKS DODGE

2 1/4"

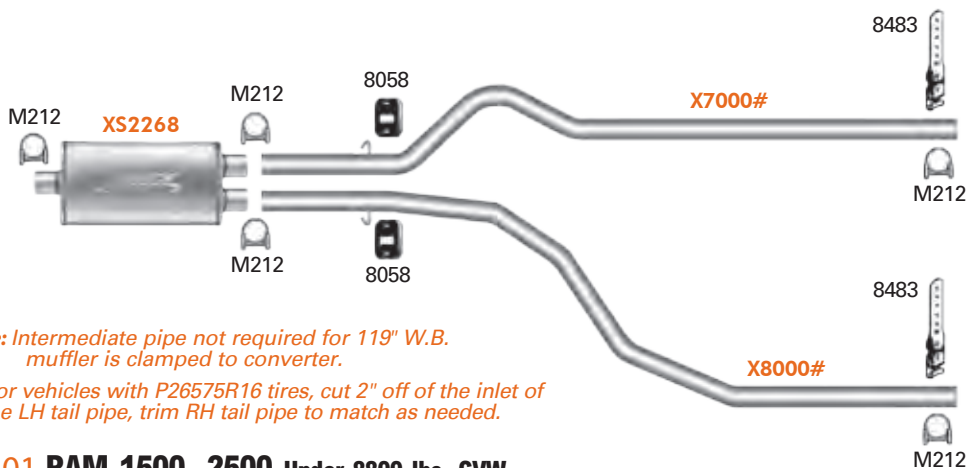
DODGE MANDREL SYSTEM (83XP)



03-05 RAM 1500, 2500 Under 8800 lbs. GVW
SPECIFICATIONS 8 Cyl., 5.7L Hemi Engine; 2WD, 4WD; 140" WB

2 1/2"

DODGE MANDREL SYSTEM (43XP)



Note: Intermediate pipe not required for 119" W.B. muffler is clamped to converter.

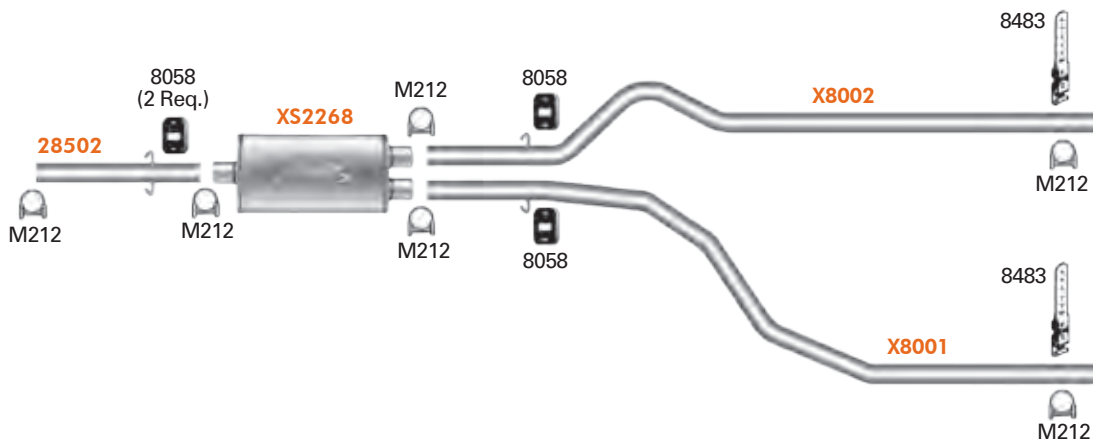
#: For vehicles with P26575R16 tires, cut 2" off of the inlet of the LH tail pipe, trim RH tail pipe to match as needed.

94-01 RAM 1500, 2500 Under 8800 lbs. GVW
SPECIFICATIONS 6-8 Cyl., 3.9L, 5.2L, 5.9L; 2WD, 4WD; 119" WB

PERFORMANCE FEATURES

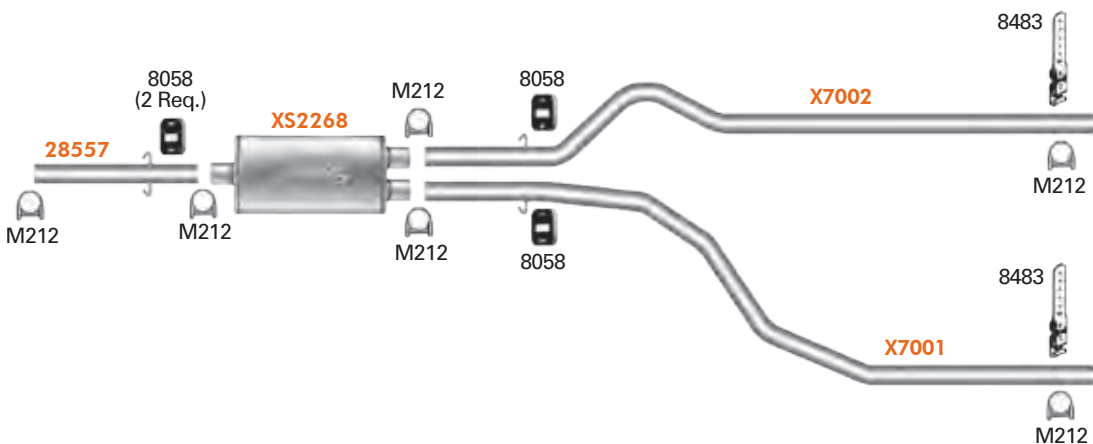
- Mandrel Bending Maximizes Exhaust Gas Flow
- Easy Installation – No 2 Piece Pipes to Weld or Clamp
- Systems Feature Welded Design Mufflers in XS Stainless Steel or VX Aluminized
- Pipes Have Re-Aluminized Weld Seam
- Performance Sound

2½" DODGE MANDREL SYSTEM (44XP)



94-01 RAM 1500, 2500 Under 8800 lbs. GVW
SPECIFICATIONS 6-8 Cyl., 3.9L, 5.2L, 5.9L; 2WD, 4WD; 135" WB

2½" DODGE MANDREL SYSTEM (45XP)

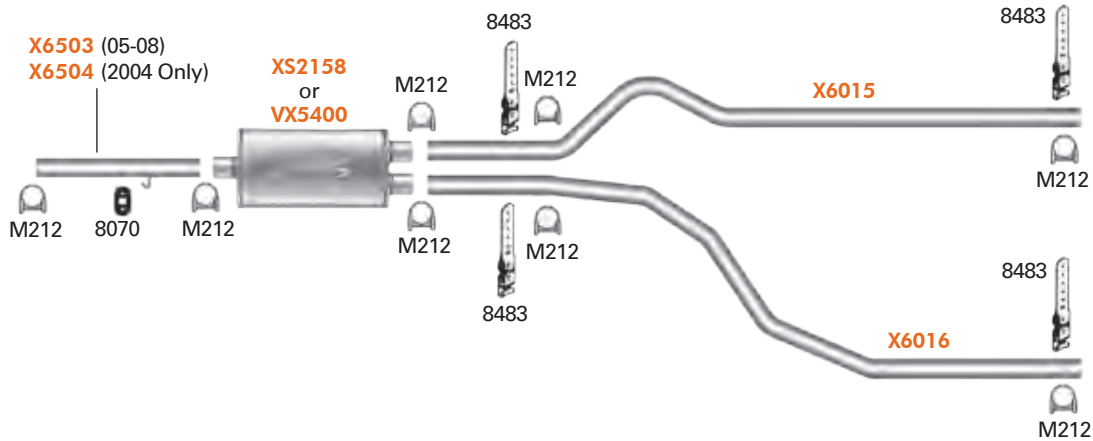


94-01 RAM 1500, 2500 Under 8800 lbs. GVW
SPECIFICATIONS 6-8 Cyl., 3.9L, 5.2L, 5.9L; 2WD, 4WD; 139" WB

MANDREL BENT SYSTEMS

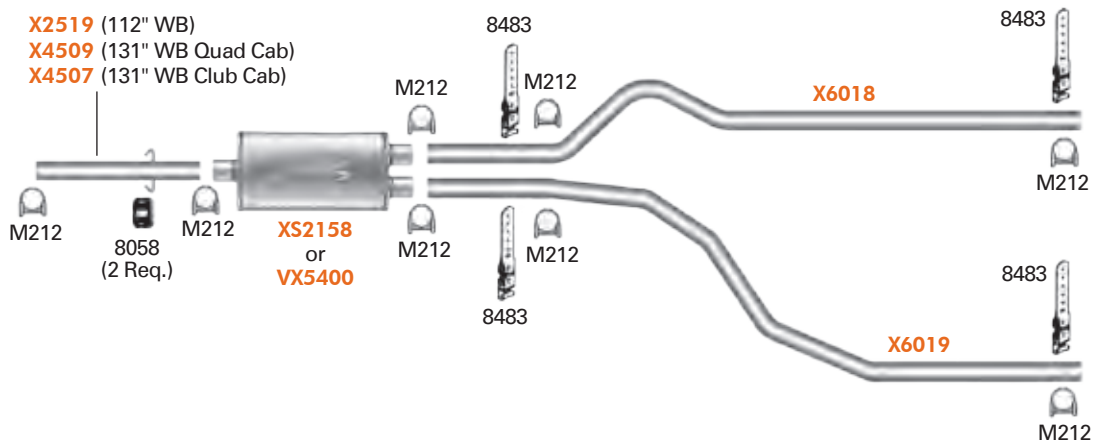
TRUCKS **DODGE**

2½" DODGE MANDREL SYSTEM (104XP)



04-08 DAKOTA
SPECIFICATIONS 6-8 Cyl., 2WD, 4WD; 131" WB

2½" DODGE MANDREL SYSTEM (48XP)



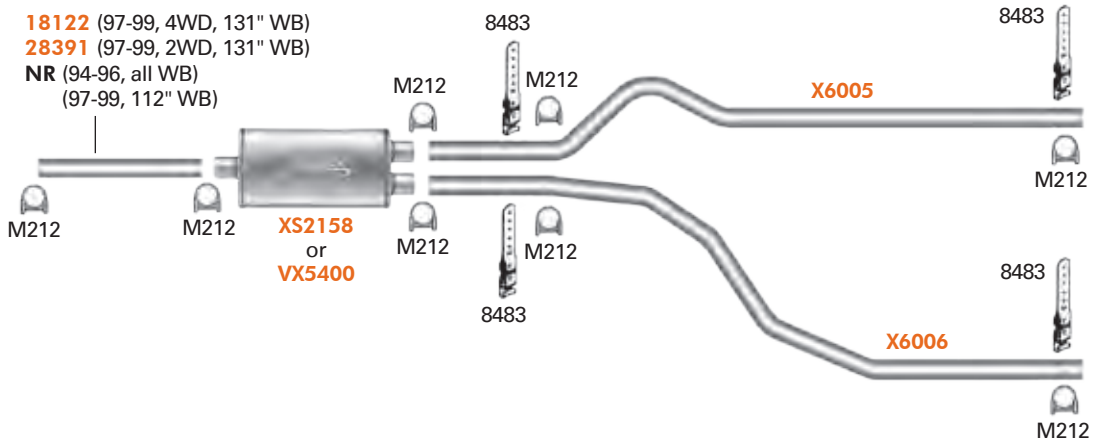
00-03 DAKOTA
SPECIFICATIONS 6-8 Cyl., 3.9L, 4.7L, 5.9L; 2WD, 4WD; 112", 131" (Club Cab and Quad Cab) WB

PERFORMANCE FEATURES

- Mandrel Bending Maximizes Exhaust Gas Flow
- Pipes Have Re-Aluminized Weld Seam
- Easy Installation – No 2 Piece Pipes to Weld or Clamp
- Performance Sound
- Systems Feature Welded Design Mufflers in XS Stainless Steel or VX Aluminized

2½" DODGE MANDREL SYSTEM (51XP)

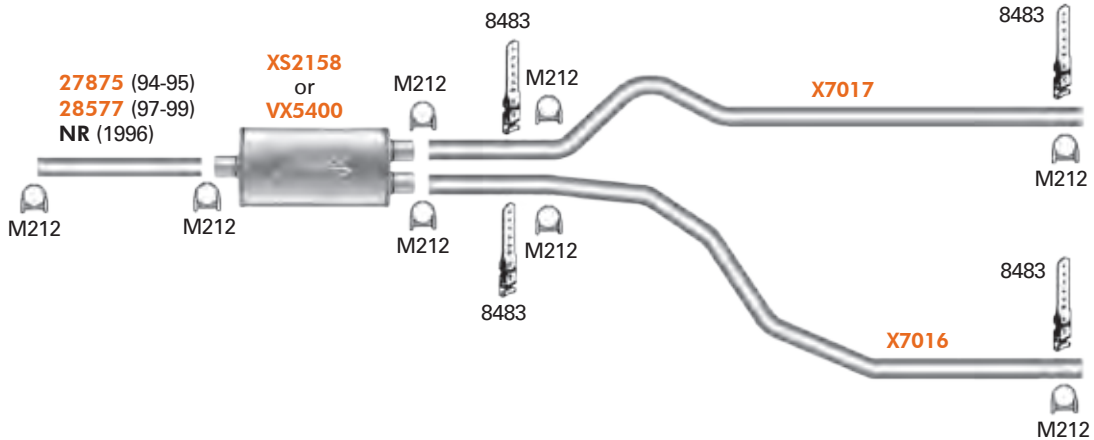
18122 (97-99, 4WD, 131" WB)
 28391 (97-99, 2WD, 131" WB)
 NR (94-96, all WB)
 (97-99, 112" WB)



94-99 DAKOTA
SPECIFICATIONS 6-8 Cyl., 3.9L, 5.2L, 5.9L; 112", 131" WB

2½" DODGE MANDREL SYSTEM (52XP)

27875 (94-95)
 28577 (97-99)
 NR (1996)



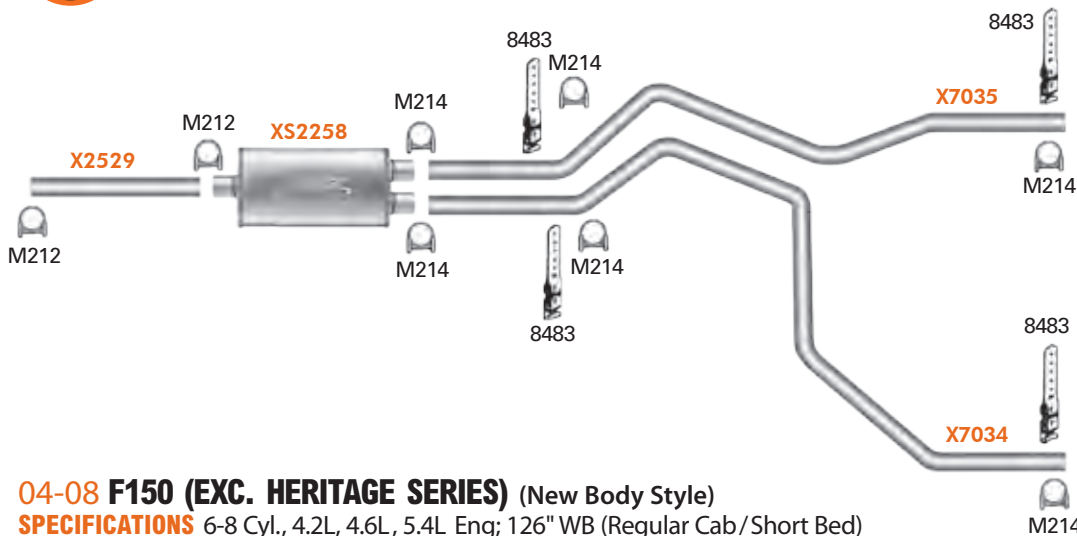
94-99 DAKOTA
SPECIFICATIONS 6-8 Cyl., 3.9L, 5.2L, 5.9L; 124" WB

MANDREL BENT SYSTEMS

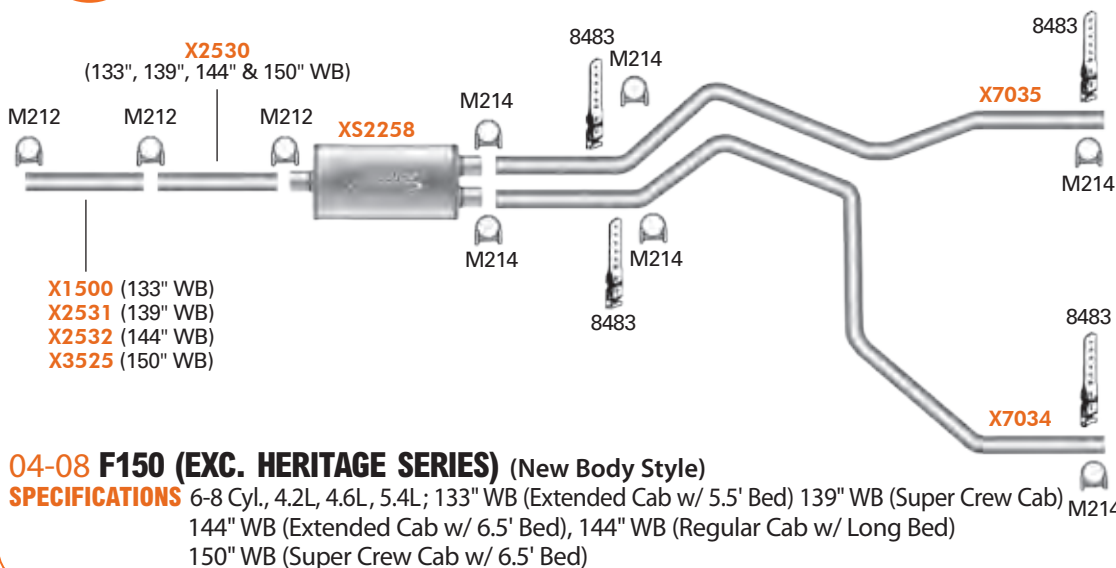
TRUCKS FORD

MANDREL BENT

2 1/4" FORD MANDREL SYSTEM (84XP)



2 1/4" FORD MANDREL SYSTEM (85XP)

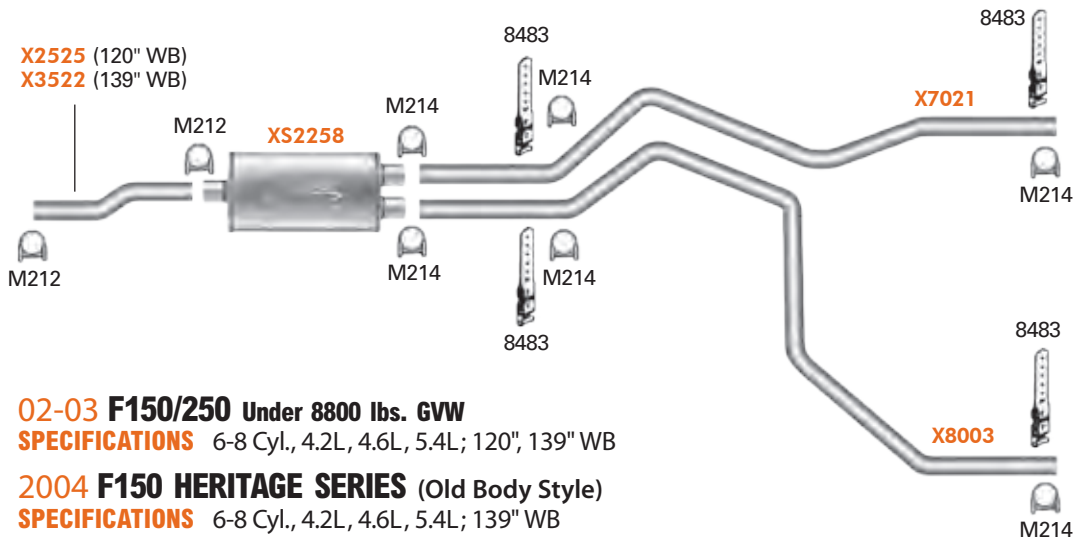


PERFORMANCE FEATURES

- Mandrel Bending Maximizes Exhaust Gas Flow
- Pipes Have Re-Aluminized Weld Seam
- Easy Installation – No 2 Piece Pipes to Weld or Clamp
- Performance Sound
- Systems Feature Welded Design Mufflers in XS Stainless Steel or VX Aluminized

2 1/4"

FORD MANDREL SYSTEM (79XP)

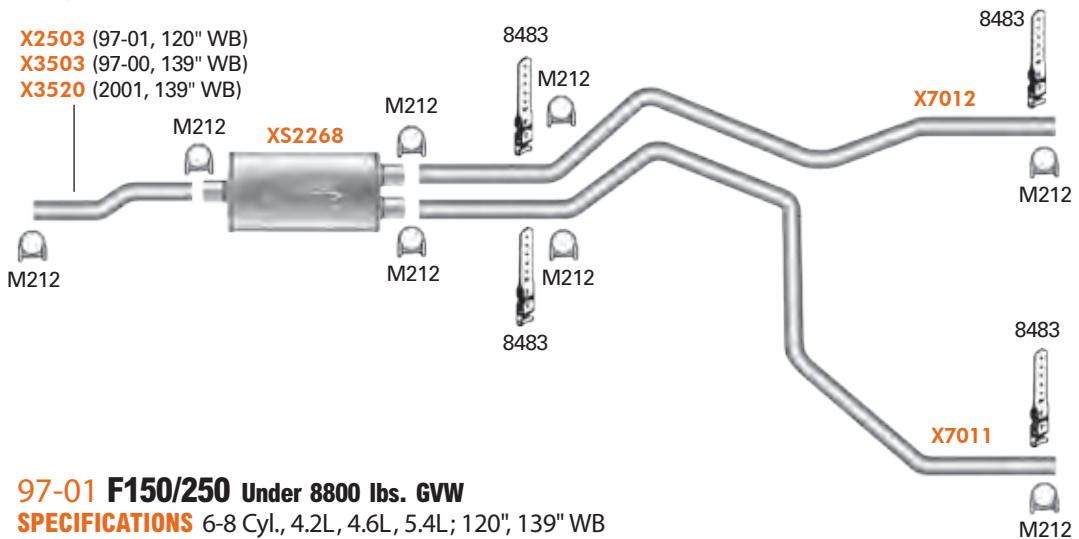


02-03 F150/250 Under 8800 lbs. GVW
SPECIFICATIONS 6-8 Cyl., 4.2L, 4.6L, 5.4L; 120", 139" WB

2004 F150 HERITAGE SERIES (Old Body Style)
SPECIFICATIONS 6-8 Cyl., 4.2L, 4.6L, 5.4L; 139" WB

2 1/2"

FORD MANDREL SYSTEM (54XP)



97-01 F150/250 Under 8800 lbs. GVW
SPECIFICATIONS 6-8 Cyl., 4.2L, 4.6L, 5.4L; 120", 139" WB

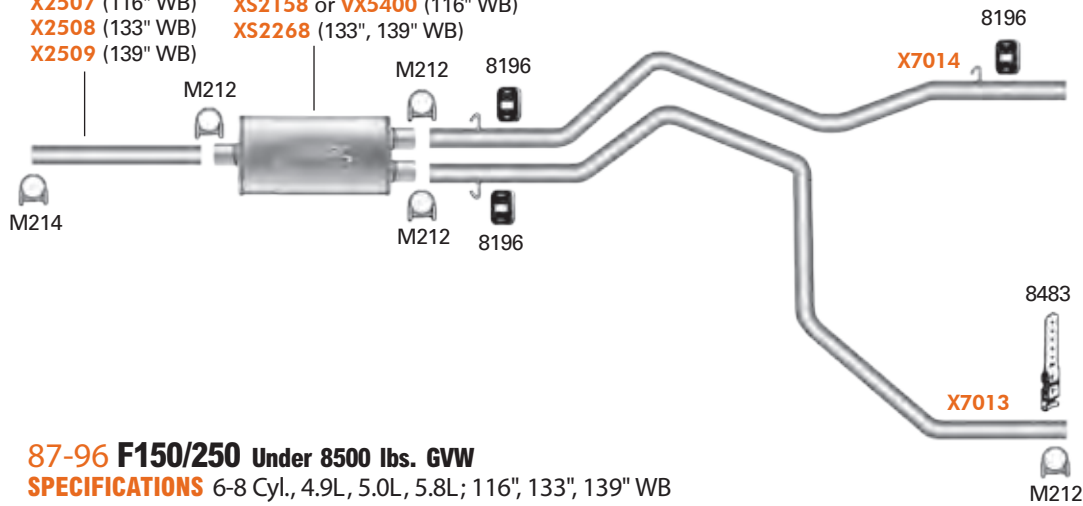
MANDREL BENT SYSTEMS

TRUCKS FORD

2 1/2" FORD MANDREL SYSTEM (58XP)

X2507 (116" WB)
X2508 (133" WB)
X2509 (139" WB)

XS2158 or VX5400 (116" WB)
XS2268 (133", 139" WB)

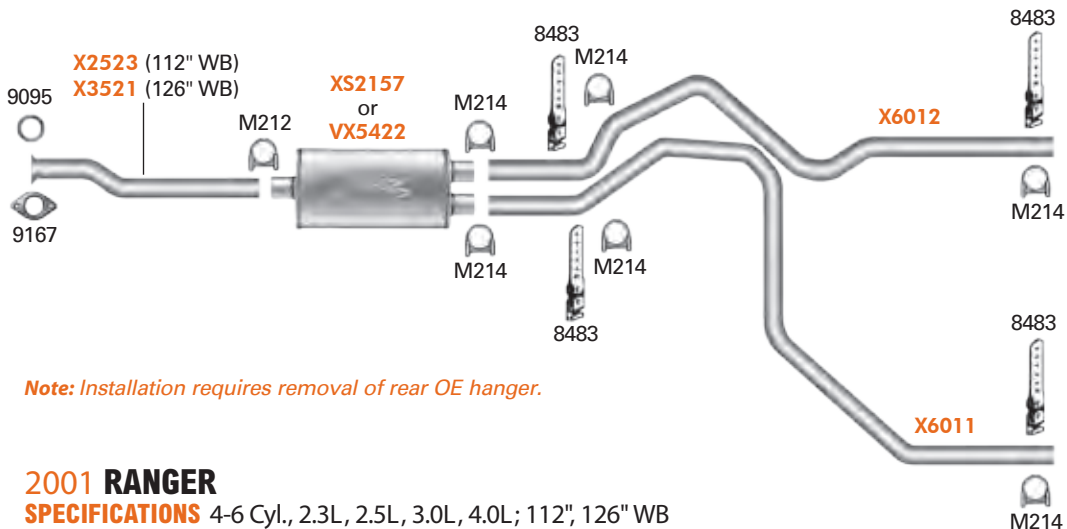


87-96 F150/250 Under 8500 lbs. GVW
SPECIFICATIONS 6-8 Cyl., 4.9L, 5.0L, 5.8L; 116", 133", 139" WB

2 1/4" FORD MANDREL SYSTEM (61XP)

X2523 (112" WB)
X3521 (126" WB)

XS2157
or
VX5422



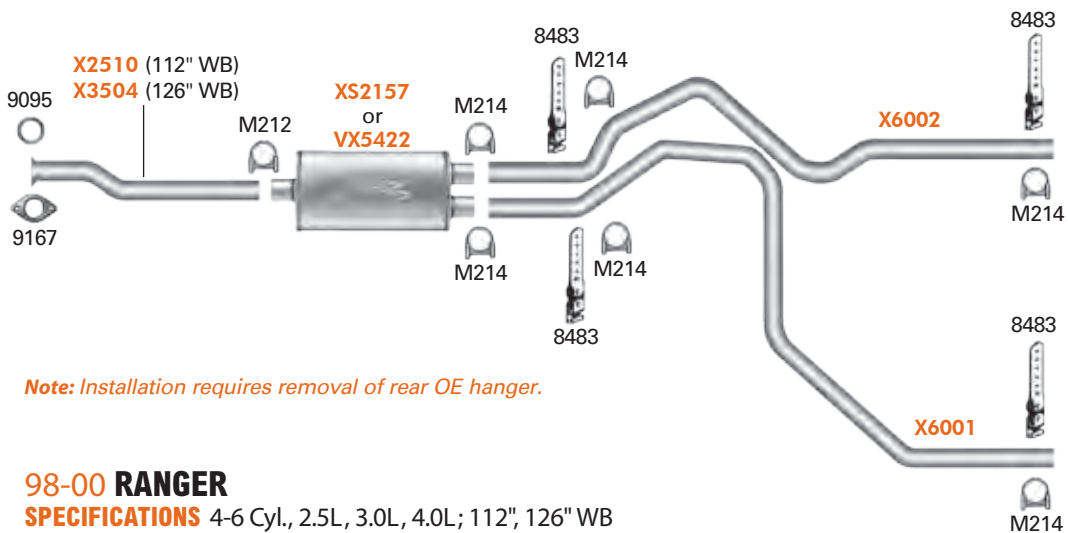
Note: Installation requires removal of rear OE hanger.

2001 RANGER
SPECIFICATIONS 4-6 Cyl., 2.3L, 2.5L, 3.0L, 4.0L; 112", 126" WB

PERFORMANCE FEATURES

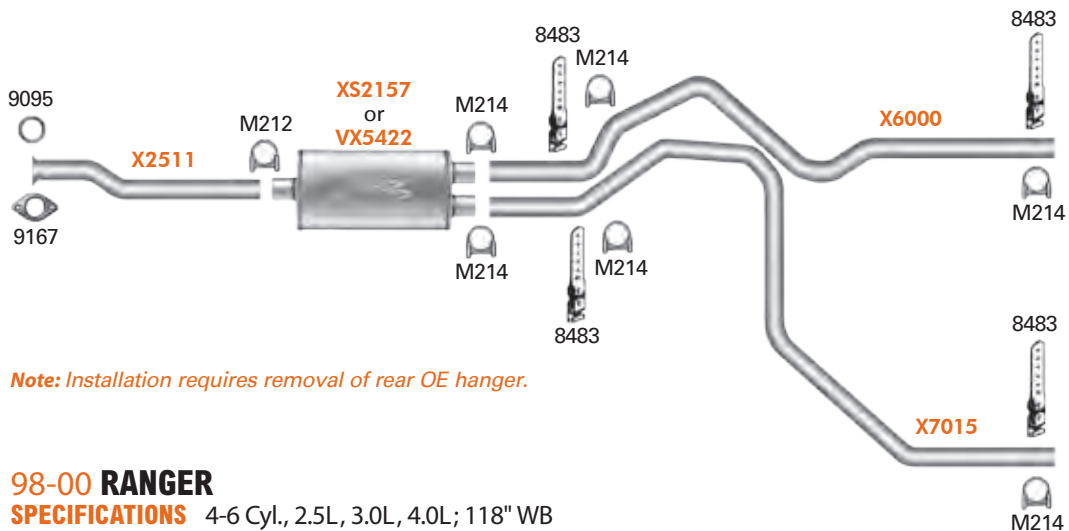
- Mandrel Bending Maximizes Exhaust Gas Flow
- Pipes Have Re-Aluminized Weld Seam
- Easy Installation – No 2 Piece Pipes to Weld or Clamp
- Performance Sound
- Systems Feature Welded Design Mufflers in XS Stainless Steel or VX Aluminized

2 1/4" FORD MANDREL SYSTEM (62XP)



98-00 RANGER
SPECIFICATIONS 4-6 Cyl., 2.5L, 3.0L, 4.0L; 112", 126" WB

2 1/4" FORD MANDREL SYSTEM (63XP)



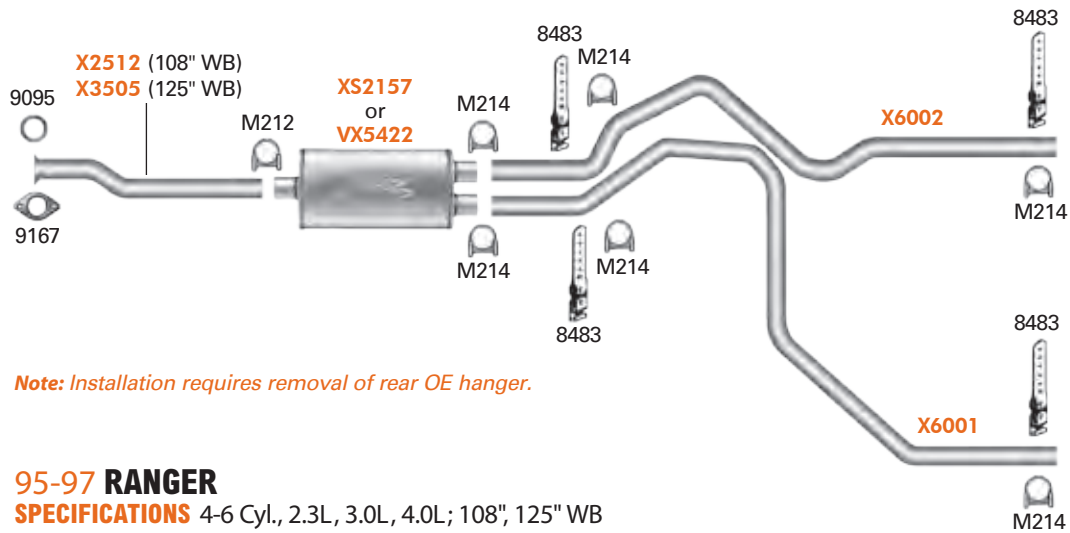
98-00 RANGER
SPECIFICATIONS 4-6 Cyl., 2.5L, 3.0L, 4.0L; 118" WB

MANDREL BENT

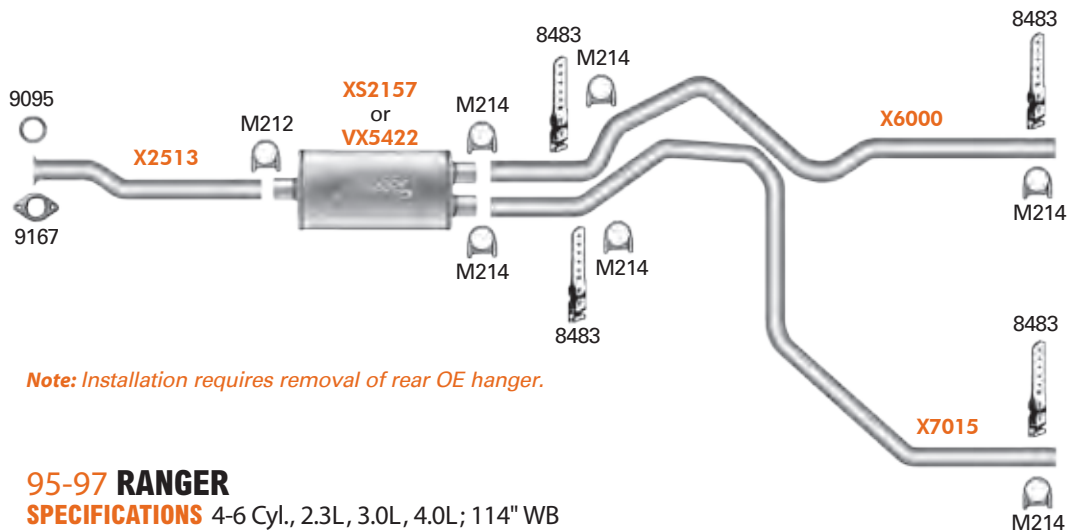
MANDREL BENT SYSTEMS

TRUCKS FORD

2 1/4" FORD MANDREL SYSTEM (65XP)



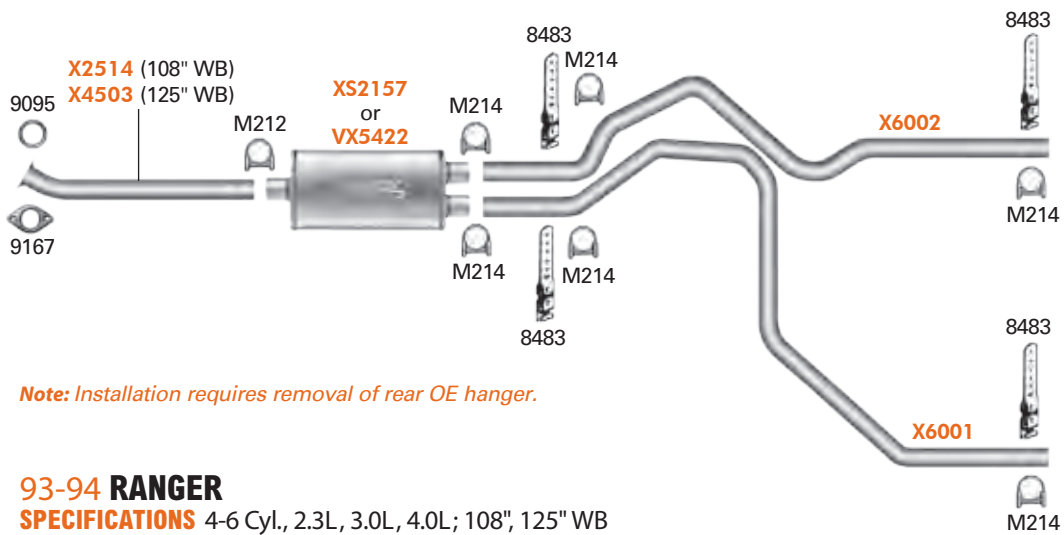
2 1/4" FORD MANDREL SYSTEM (66XP)



PERFORMANCE FEATURES

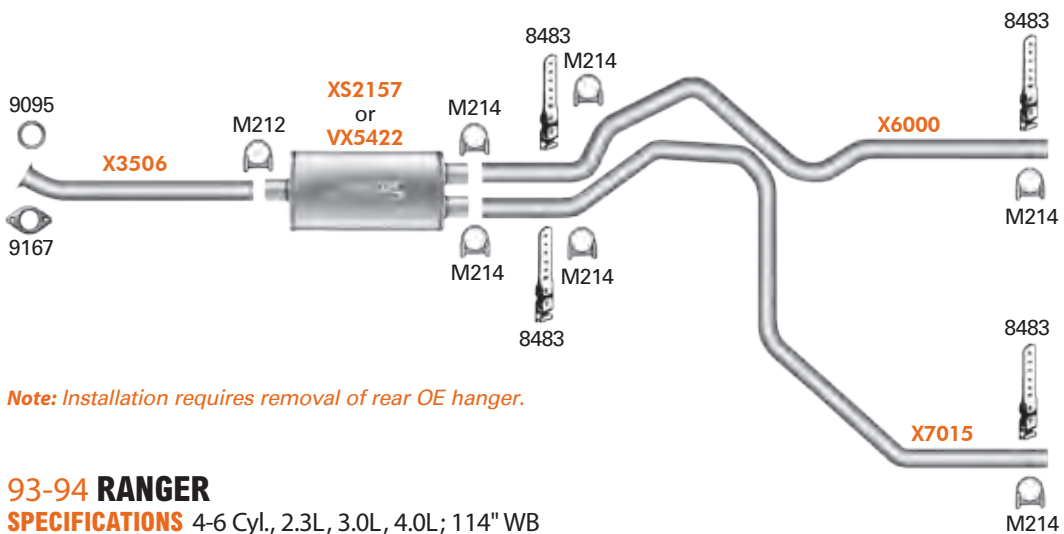
- Mandrel Bending Maximizes Exhaust Gas Flow
- Pipes Have Re-Aluminized Weld Seam
- Easy Installation – No 2 Piece Pipes to Weld or Clamp
- Performance Sound
- Systems Feature Welded Design Mufflers in XS Stainless Steel or VX Aluminized

2 1/4" FORD MANDREL SYSTEM (67XP)



MANDREL BENT

2 1/4" FORD MANDREL SYSTEM (68XP)



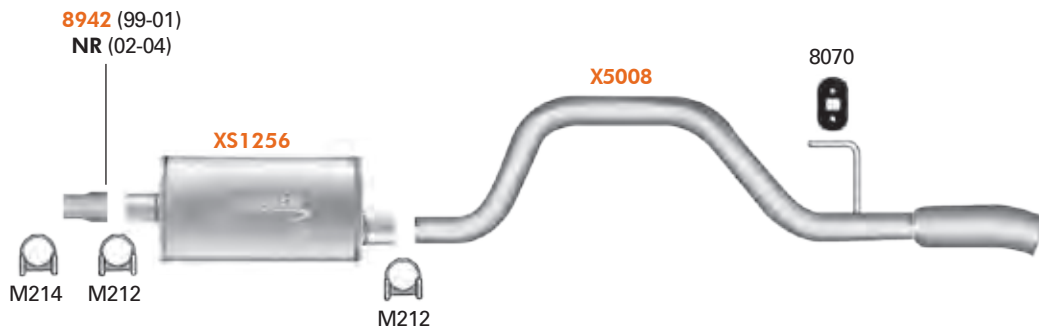
MANDREL BENT SYSTEMS

TRUCKS *JEEP, LINCOLN*

MANDREL BENT

2½"

JEEP MANDREL SYSTEM (99XP)

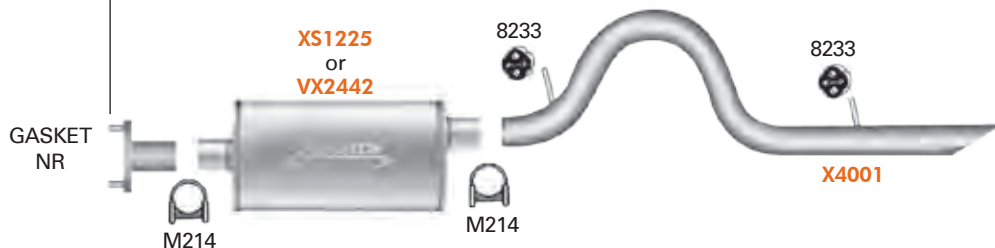


99-04 JEEP GRAND CHEROKEE
SPECIFICATIONS 8 Cyl., 4.7L

2¼"

JEEP MANDREL SYSTEM (100XP)

18168 (01-24-00 to 2006)
NR (1997 to 01-23-00)

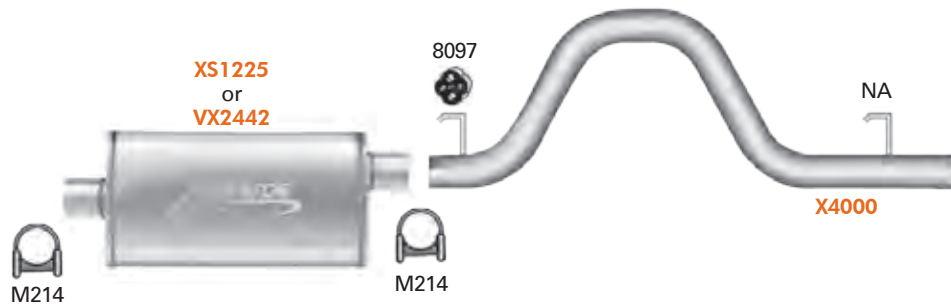


97-06 JEEP WRANGLER
SPECIFICATIONS 4-6 Cyl., All Engines

PERFORMANCE FEATURES

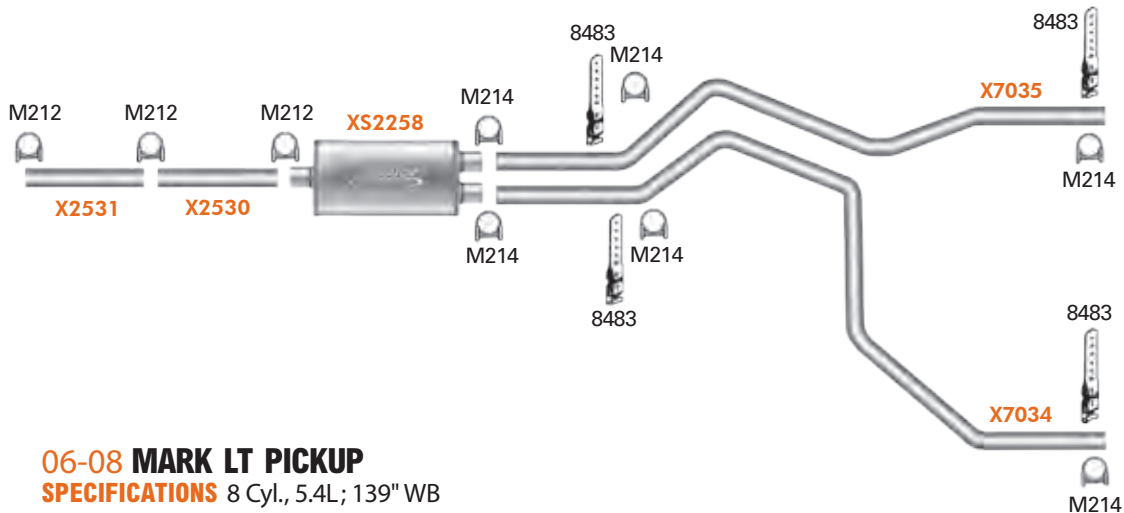
- Mandrel Bending Maximizes Exhaust Gas Flow
- Pipes Have Re-Aluminized Weld Seam
- Easy Installation – No 2 Piece Pipes to Weld or Clamp
- Performance Sound
- Systems Feature Welded Design Mufflers in XS Stainless Steel or VX Aluminized

2 1/4" JEEP MANDREL SYSTEM (101XP)



91-95 JEEP WRANGLER
SPECIFICATIONS 4-6 Cyl., All Engines

2 1/4" LINCOLN MANDREL SYSTEM (97XP)



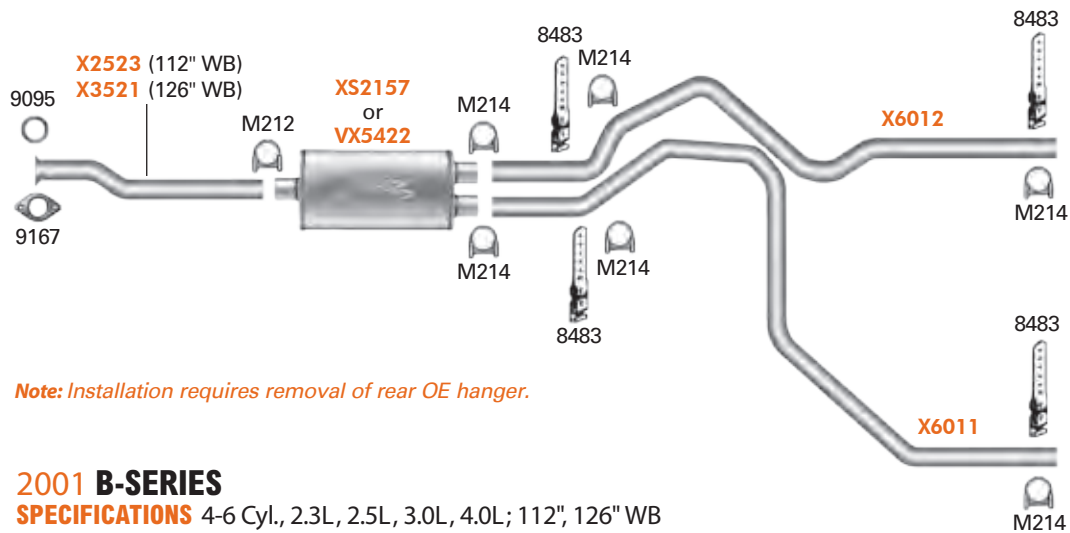
06-08 MARK LT PICKUP
SPECIFICATIONS 8 Cyl., 5.4L; 139" WB

MANDREL BENT

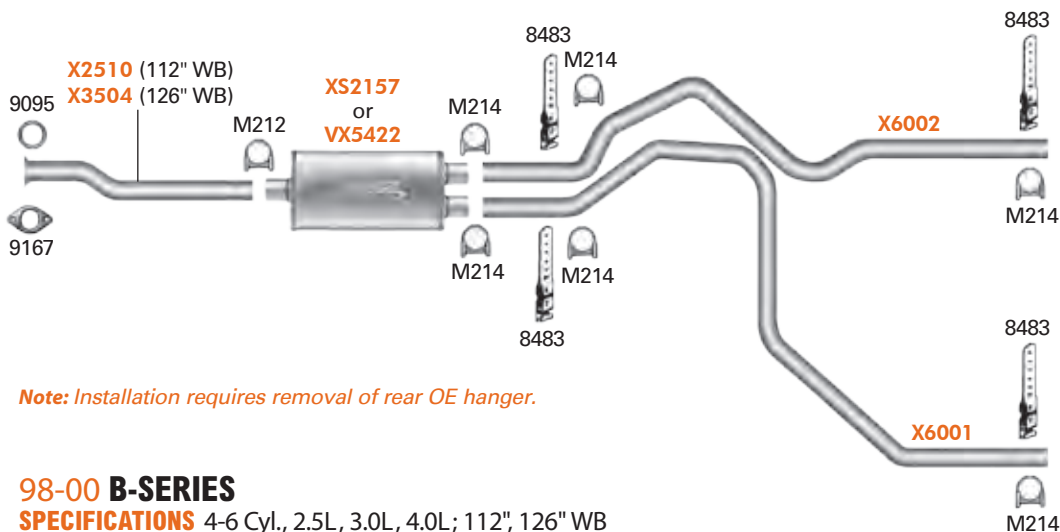
MANDREL BENT SYSTEMS

TRUCKS MAZDA

2 1/4" MAZDA MANDREL SYSTEM (69XP)



2 1/4" MAZDA MANDREL SYSTEM (70XP)

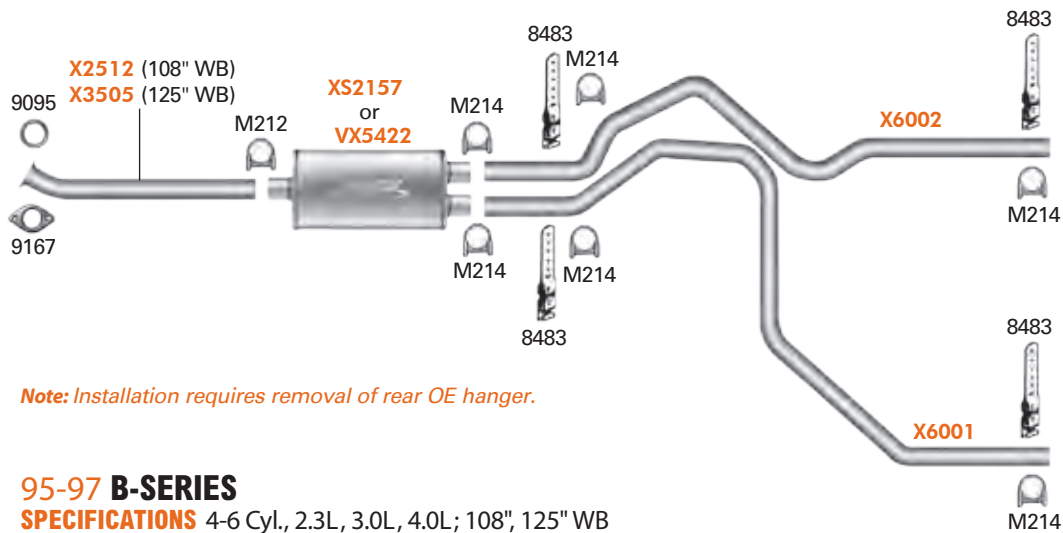


PERFORMANCE FEATURES

- Mandrel Bending Maximizes Exhaust Gas Flow
- Pipes Have Re-Aluminized Weld Seam
- Easy Installation – No 2 Piece Pipes to Weld or Clamp
- Performance Sound
- Systems Feature Welded Design Mufflers in XS Stainless Steel or VX Aluminized

2 1/4"

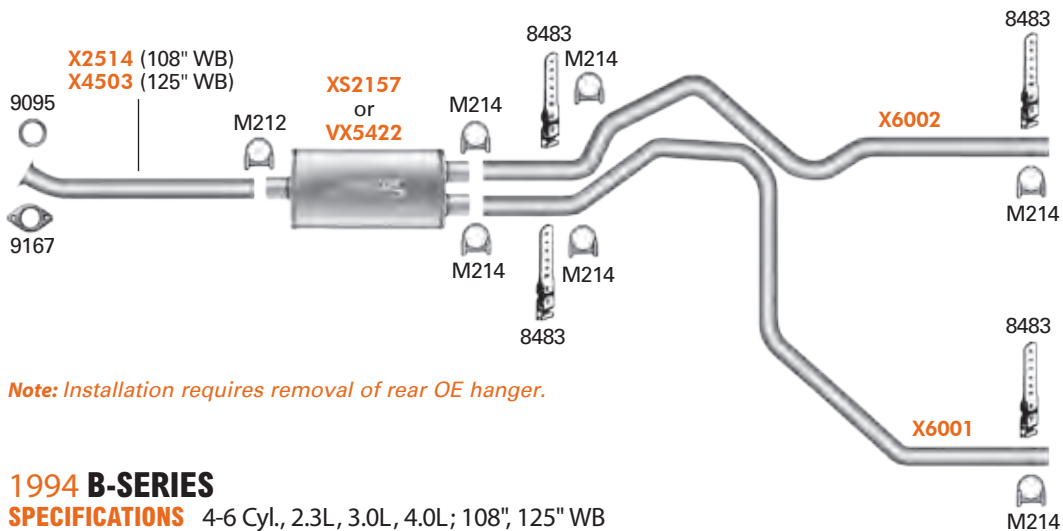
MAZDA MANDREL SYSTEM (72XP)



MANDREL BENT

2 1/4"

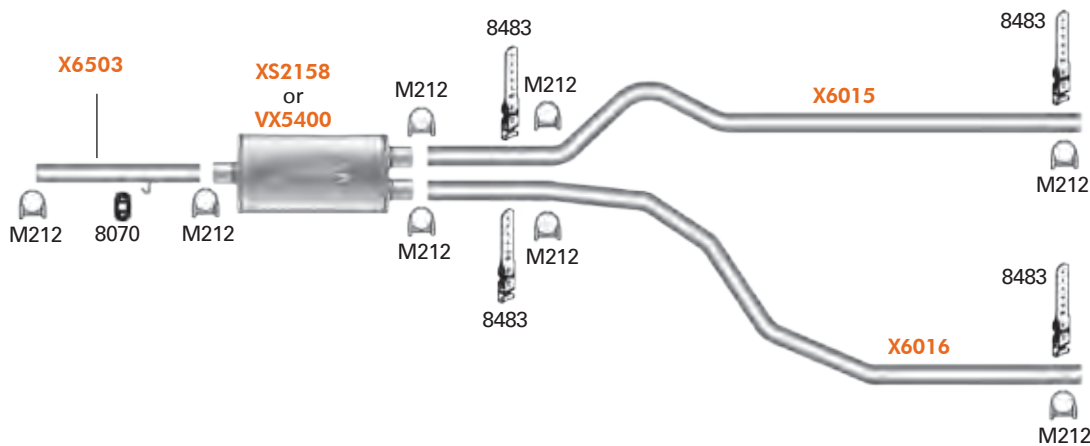
MAZDA MANDREL SYSTEM (73XP)



MANDREL BENT SYSTEMS

TRUCKS MITSUBISHI, NISSAN, TOYOTA

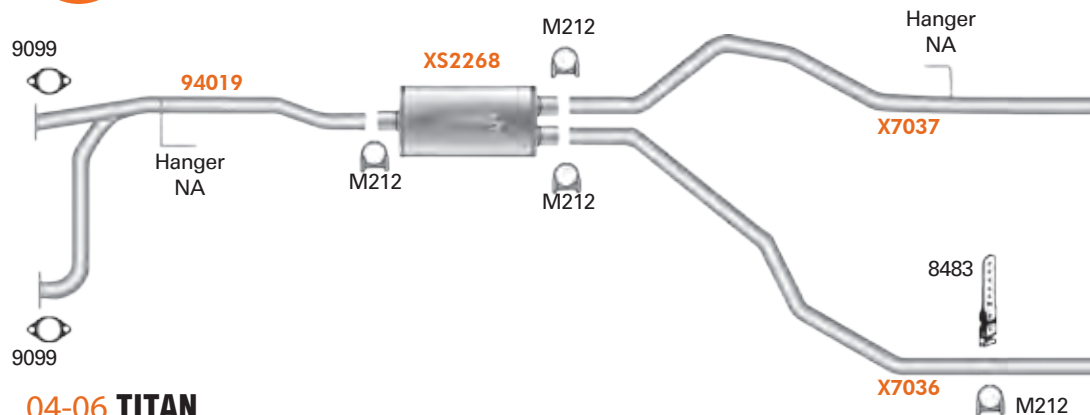
2 1/2" MITSUBISHI MANDREL SYSTEM (110XP)



06-07 RAIDER

SPECIFICATIONS 6-8 Cyl., 3.7L, 4.7L, 2WD, 4WD; 131" (Extended Cab and Crew Cab) WB

2 1/2" NISSAN MANDREL SYSTEM (88XP)



04-06 TITAN

SPECIFICATIONS 8 Cyl., 5.6L, King Cab & Crew Cab, (XE, SE, LE), 2WD & 4WD, exc. Calif.

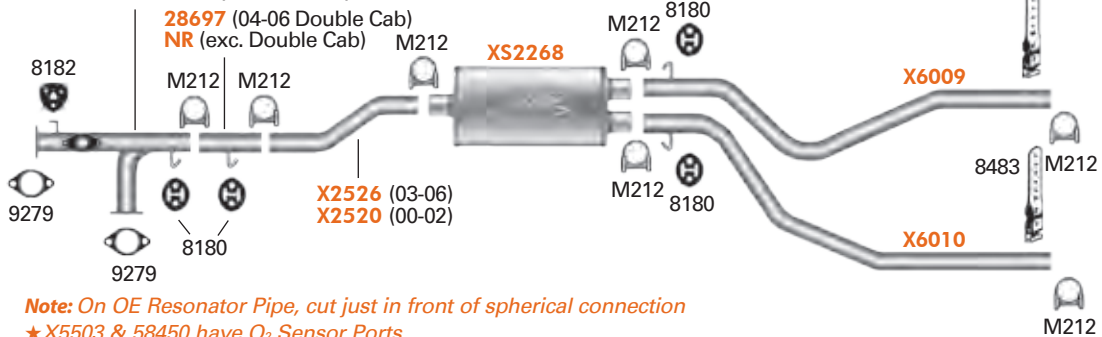
CAUTION: On some vehicles it may be necessary to relocate brake hoses and/or fuel lines that may come in contact with tailpipe. Maintain a 4" minimum clearance.

PERFORMANCE FEATURES

- Mandrel Bending Maximizes Exhaust Gas Flow
- Pipes Have Re-Aluminized Weld Seam
- Easy Installation – No 2 Piece Pipes to Weld or Clamp
- Performance Sound
- Systems Feature Welded Design Mufflers in XS Stainless Steel or VX Aluminized

2 1/2" TOYOTA MANDREL SYSTEM (74XP)

- X3524 (Resonator Eliminator Pipe, 05-06)
- X5503★ (Resonator Eliminator Pipe, 03-04)
- X5501 (Resonator Eliminator Pipe, 00-02) or
- 58450★ (Resonator Replacement Pipe, 03-04)
- 58397 (Resonator Replacement Pipe, 00-02)

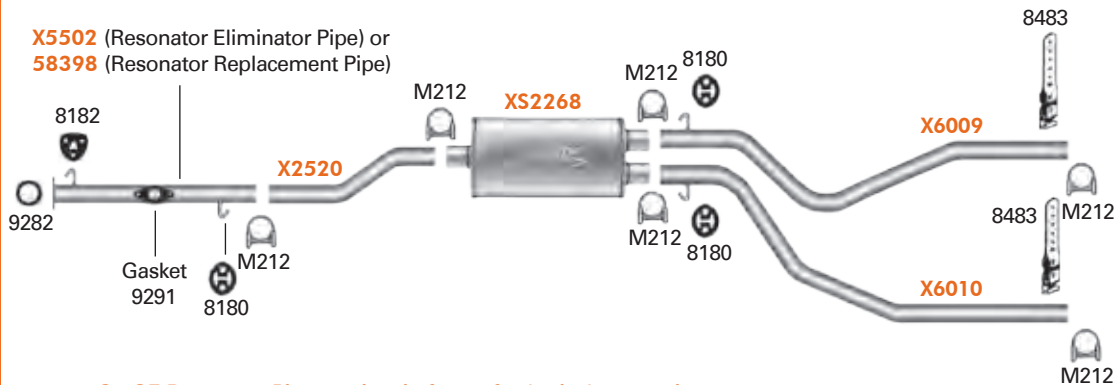


Note: On OE Resonator Pipe, cut just in front of spherical connection
 ★X5503 & 58450 have O₂ Sensor Ports

00-06 TUNDRA
SPECIFICATIONS 8 Cyl., 4.7L, exc. Calif.

2 1/2" TOYOTA MANDREL SYSTEM (76XP)

- X5502 (Resonator Eliminator Pipe) or
- 58398 (Resonator Replacement Pipe)



Note: On OE Resonator Pipe, cut just in front of spherical connection.

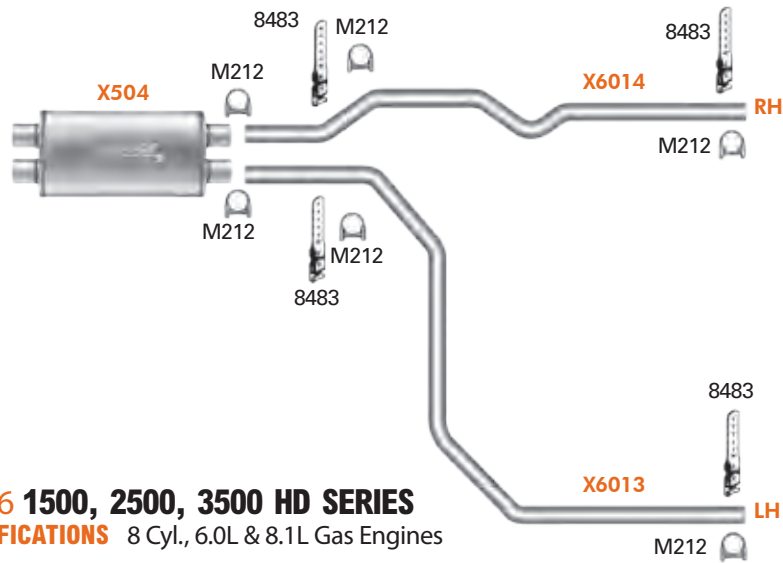
2000 TUNDRA
SPECIFICATIONS 6 Cyl., 3.4L

MANDREL BENT SYSTEMS

UNIVERSAL – TRUCKS CHEVROLET/GMC

2 1/2"

CHEVROLET/GMC MANDREL SYSTEM (106XP)

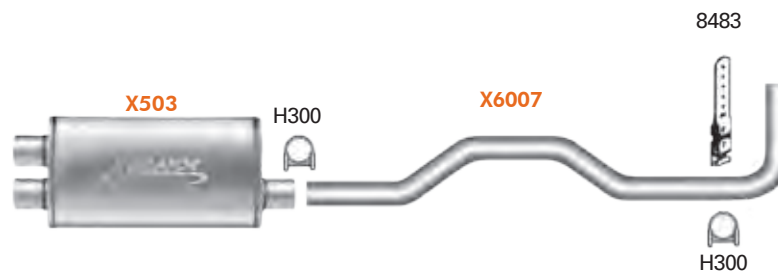


01-06 1500, 2500, 3500 HD SERIES

SPECIFICATIONS 8 Cyl., 6.0L & 8.1L Gas Engines

3"

CHEVROLET/GMC MANDREL SYSTEM (105XP)



01-06 1500, 2500, 3500 HD SERIES

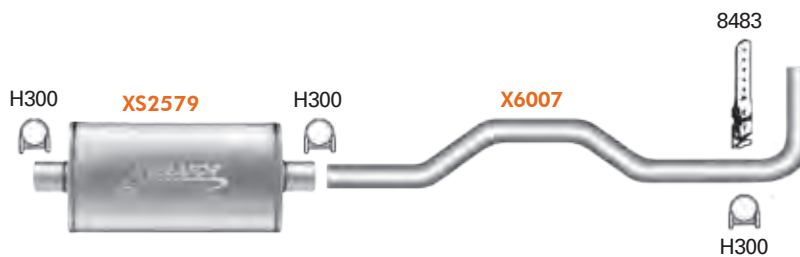
SPECIFICATIONS 8 Cyl., 6.0L & 8.1L Gas Engines

PERFORMANCE FEATURES

- Mandrel Bending Maximizes Exhaust Gas Flow
- Pipes Have Re-Aluminized Weld Seam
- Easy Installation – No 2 Piece Pipes to Weld or Clamp
- Performance Sound
- Systems Feature Welded Design Mufflers in XS Stainless Steel or VX Aluminized

3"

CHEVROLET/GMC MANDREL SYSTEM (18XP)



Note: X6007 fits Chev./GMC, Dodge & Ford Full-Size Light-Duty Trucks.

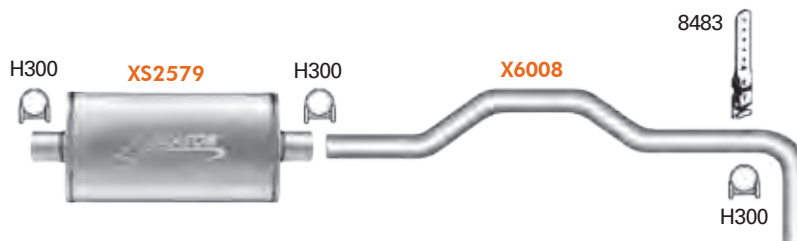
88-99 FULL SIZE, LIGHT DUTY TRUCKS (1999 Pickups with old body style)

SPECIFICATIONS 8 Cyl., 5.7L; exc. 88-90 Suburban

MANDREL BENT

3"

CHEVROLET/GMC MANDREL SYSTEM (28XP)



88-90 SUBURBAN, LIGHT-DUTY TRUCKS

SPECIFICATIONS 8 Cyl., 5.7L

MANDREL BENT SYSTEMS

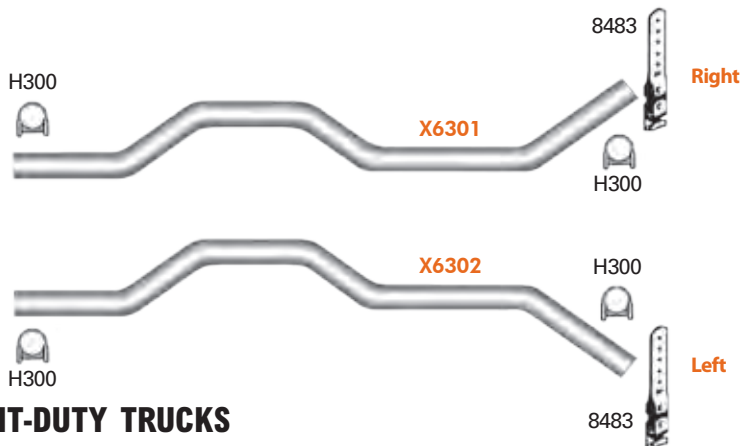
UNIVERSAL – TRUCKS CHEV./GMC, DODGE, FORD

3"

CHEVROLET/GMC MANDREL SYSTEM (30XP)

Note: Two mufflers needed.
Choose muffler configuration required.

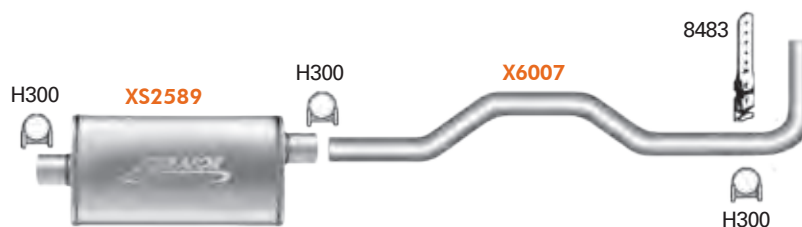
Note: X6301 can also be used as a single pipe side exit. Pipes fit Chev./GMC & Ford Light-Duty Trucks.



73-87 FULL SIZE, LIGHT-DUTY TRUCKS
SPECIFICATIONS 8 Cyl.

3"

DODGE MANDREL SYSTEM (47XP)



Note: X6007 fits Chev./GMC, Dodge & Ford Full-Size Light-Duty Trucks.

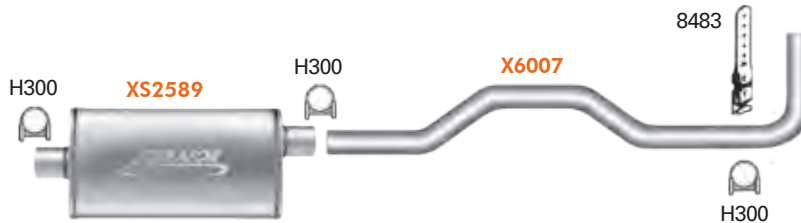
88-01 FULL SIZE, LIGHT-DUTY TRUCKS
SPECIFICATIONS 8 Cyl.

PERFORMANCE FEATURES

- Mandrel Bending Maximizes Exhaust Gas Flow
- Pipes Have Re-Aluminized Weld Seam
- Easy Installation – No 2 Piece Pipes to Weld or Clamp
- Performance Sound
- Systems Feature Welded Design Mufflers in XS Stainless Steel or VX Aluminized

3"

FORD MANDREL SYSTEM (56XP)



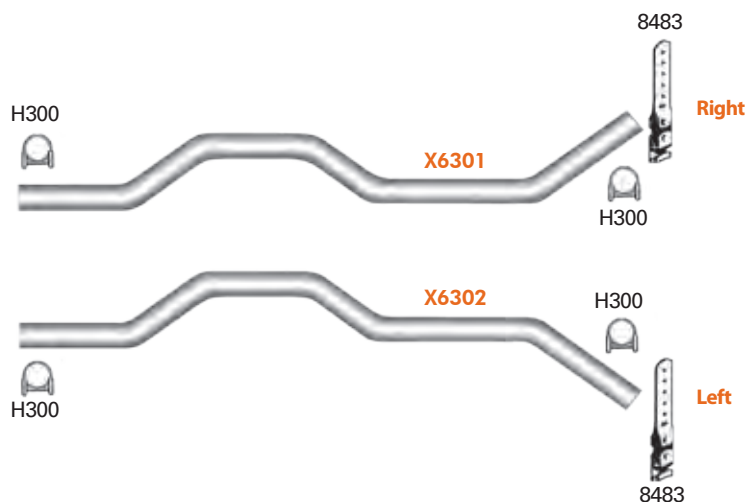
Note: X6007 fits Chev./GMC, Dodge & Ford Full-Size Light-Duty Trucks.

88-97 FULL SIZE, LIGHT-DUTY TRUCKS
SPECIFICATIONS 8 Cyl.

MANDREL BENT

3"

FORD MANDREL SYSTEM (60XP)



Note: Two mufflers needed. Choose muffler configuration required.

Note: X6301 can also be used as a single pipe side exit. Pipes fit Chev./GMC & Ford Light-Duty Trucks.

61-86 FULL SIZE, LIGHT-DUTY TRUCKS With Leaf Springs; Side exit
SPECIFICATIONS 8 Cyl.

MANDREL BENT SYSTEMS


UNIVERSAL – TRUCKS

MANDREL BENT

2 1/4"

UNIVERSAL MANDREL PIPES (81XP)

Note: Choose muffler configuration required.




- 87-02 CHEV./GMC TRUCK C/K SERIES, DUAL CONVERSION
- 87-04 DODGE TRUCK 1500/2500, DUAL CONVERSION
- 87-02 FORD TRUCK F-SERIES, DUAL CONVERSION

2 1/2"

UNIVERSAL MANDREL PIPES (82XP)

Note: Choose muffler configuration required.



- 87-02 CHEV./GMC TRUCK C/K SERIES, DUAL CONVERSION
- 87-04 DODGE TRUCK 1500/2500, DUAL CONVERSION
- 87-02 FORD TRUCK F-SERIES, DUAL CONVERSION

CAUTION: On some vehicles it may be necessary to relocate brake hoses that may come in contact with tailpipe. Maintain a 4" minimum clearance.

NOTES

A series of 22 horizontal orange lines spaced evenly down the page, providing a template for handwritten notes.

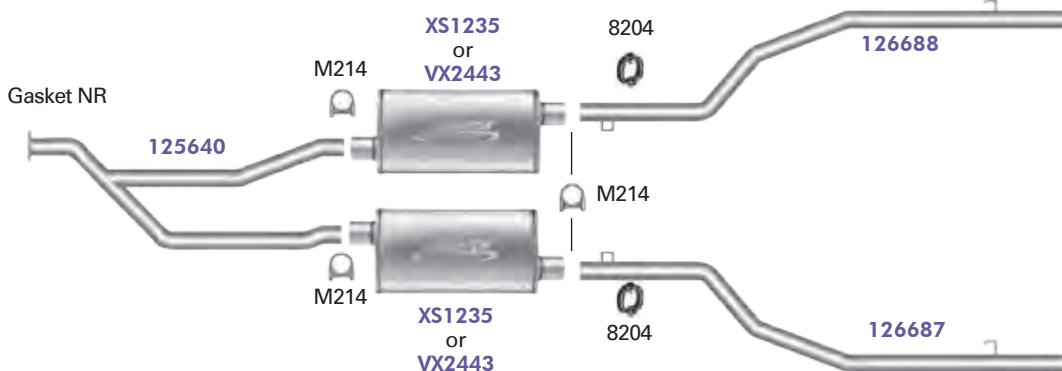
MANDREL BENT

MAX FIT SYSTEMS

CARS CHEVROLET

2 1/4"

CHEVROLET MAX-FIT SYSTEM (107XP)



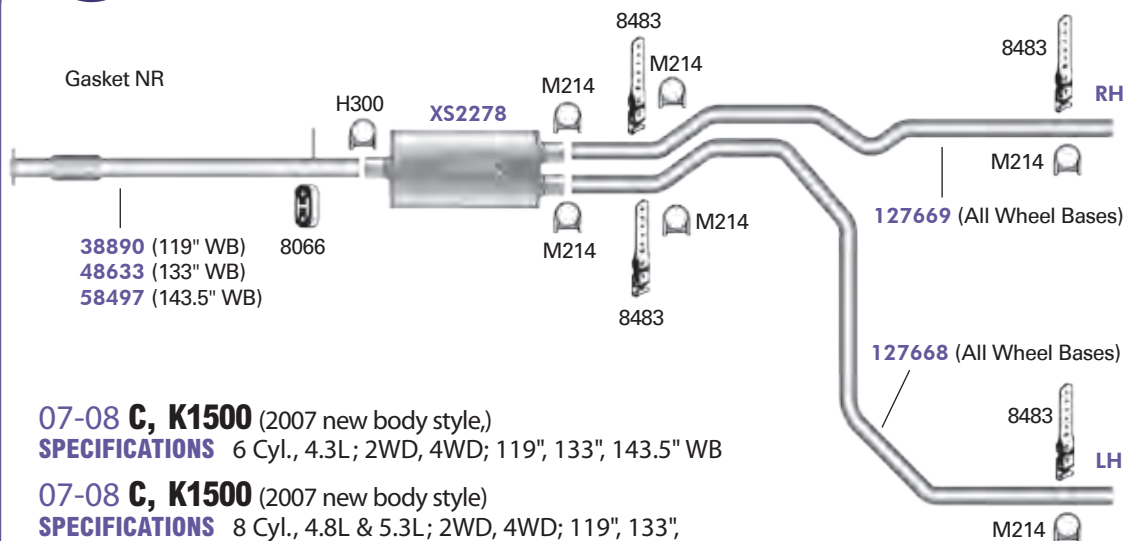
85-88 **MONTE CARLO SS**

SPECIFICATIONS 8 Cyl., 305-7, 305G Engine (5.0L)

TRUCKS CHEVROLET/GMC

2 1/4"

CHEVROLET/GMC MAX-FIT SYSTEM (113XP)



07-08 **C, K1500** (2007 new body style)

SPECIFICATIONS 6 Cyl., 4.3L; 2WD, 4WD; 119", 133", 143.5" WB

07-08 **C, K1500** (2007 new body style)

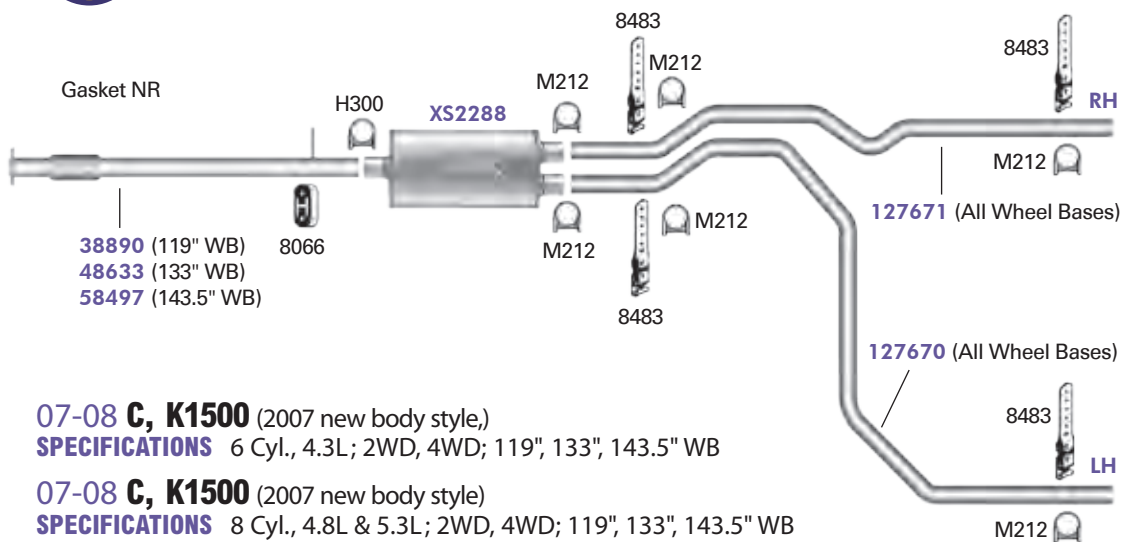
SPECIFICATIONS 8 Cyl., 4.8L & 5.3L; 2WD, 4WD; 119", 133", 143.5" WB

PERFORMANCE FEATURES

- Systems Feature Welded Design Mufflers in XS Stainless Steel or VX Aluminized
- Performance Sound and Increased Flow
- Designed For The Professional Installer
- Pipes Have Re-Aluminized Weld Seam
- Cat-Back Systems Require Very Little Modification

2½"

CHEVROLET/GMC MAX-FIT SYSTEM (114XP)

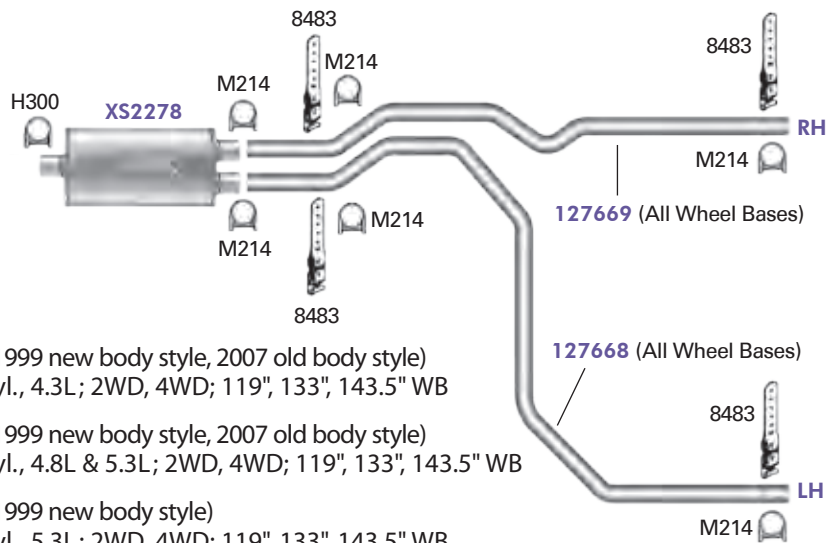


07-08 **C, K1500** (2007 new body style)
SPECIFICATIONS 6 Cyl., 4.3L; 2WD, 4WD; 119", 133", 143.5" WB

07-08 **C, K1500** (2007 new body style)
SPECIFICATIONS 8 Cyl., 4.8L & 5.3L; 2WD, 4WD; 119", 133", 143.5" WB

2¼"

CHEVROLET/GMC MAX-FIT SYSTEM (13XP)



99-07 **C, K1500** (1999 new body style, 2007 old body style)
SPECIFICATIONS 6 Cyl., 4.3L; 2WD, 4WD; 119", 133", 143.5" WB

99-07 **C, K1500** (1999 new body style, 2007 old body style)
SPECIFICATIONS 8 Cyl., 4.8L & 5.3L; 2WD, 4WD; 119", 133", 143.5" WB

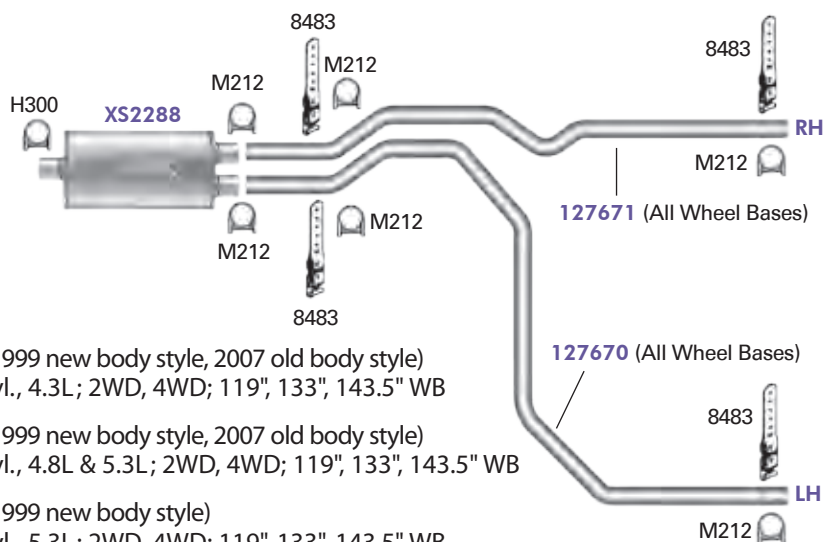
99-00 **C, K2500** (1999 new body style)
SPECIFICATIONS 8 Cyl., 5.3L; 2WD, 4WD; 119", 133", 143.5" WB

MAX FIT SYSTEMS

TRUCKS CHEVROLET/GMC

2 1/2"

CHEVROLET/GMC MAX-FIT SYSTEM (15XP)



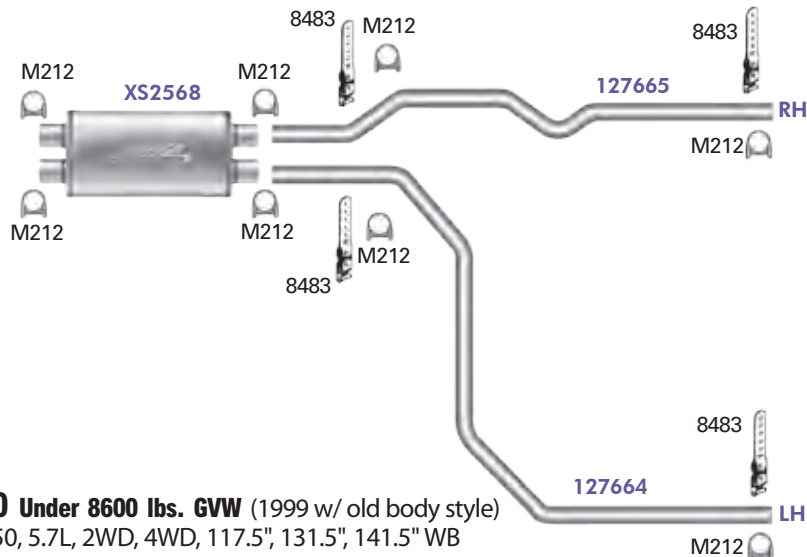
99-07 **C, K1500** (1999 new body style, 2007 old body style)
SPECIFICATIONS 6 Cyl., 4.3L; 2WD, 4WD; 119", 133", 143.5" WB

99-07 **C, K1500** (1999 new body style, 2007 old body style)
SPECIFICATIONS 8 Cyl., 4.8L & 5.3L; 2WD, 4WD; 119", 133", 143.5" WB

99-00 **C, K2500** (1999 new body style)
SPECIFICATIONS 8 Cyl., 5.3L; 2WD, 4WD; 119", 133", 143.5" WB

2 1/2"

CHEVROLET/GMC MAX-FIT SYSTEM (17XP)



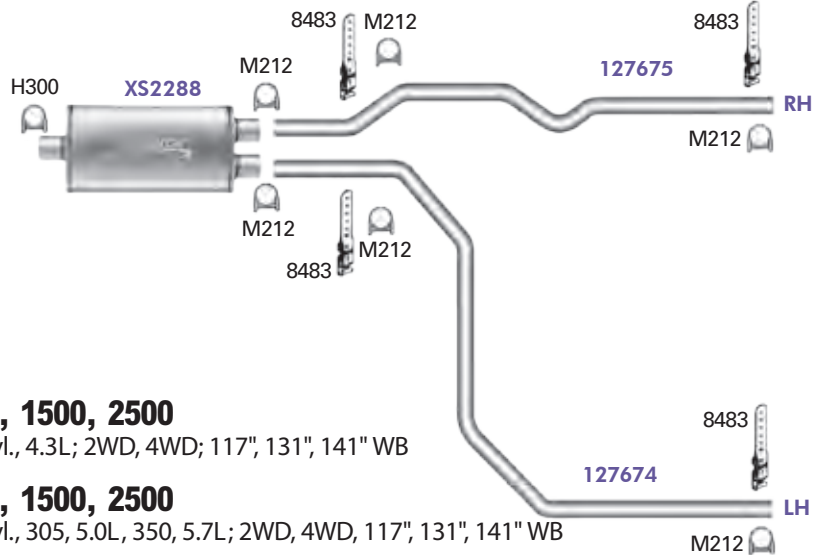
96-99 **C, K1500, 2500 Under 8600 lbs. GVW** (1999 w/ old body style)
SPECIFICATIONS 8 Cyl., 350, 5.7L, 2WD, 4WD, 117.5", 131.5", 141.5" WB

PERFORMANCE FEATURES

- Systems Feature Welded Design Mufflers in XS Stainless Steel or VX Aluminized
- Performance Sound and Increased Flow
- Designed For The Professional Installer
- Pipes Have Re-Aluminized Weld Seam
- Cat-Back Systems Require Very Little Modification

2½"

CHEVROLET/GMC MAX-FIT SYSTEM (21XP)



94-95 C, K10, 20, 1500, 2500

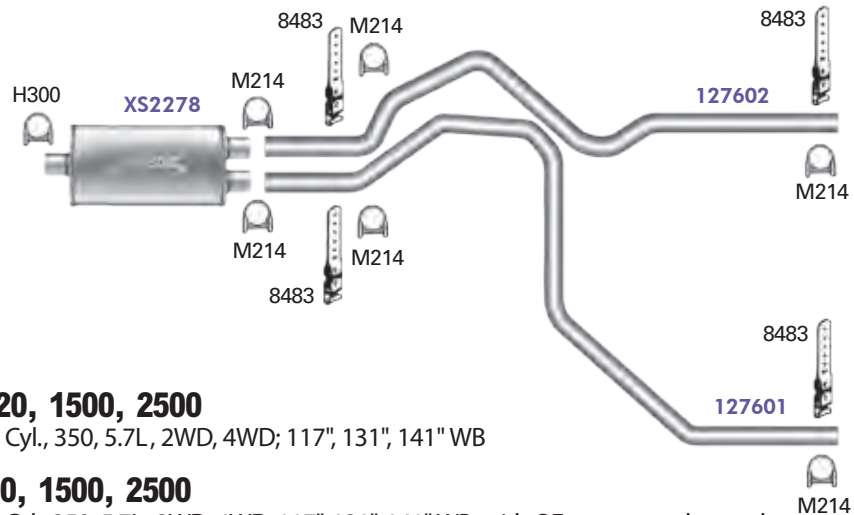
SPECIFICATIONS 6 Cyl., 4.3L; 2WD, 4WD; 117", 131", 141" WB

94-95 C, K10, 20, 1500, 2500

SPECIFICATIONS 8 Cyl., 305, 5.0L, 350, 5.7L; 2WD, 4WD, 117", 131", 141" WB

2¼"

CHEVROLET/GMC MAX-FIT SYSTEM (23XP)



88-92 C, K10, 20, 1500, 2500

SPECIFICATIONS 8 Cyl., 350, 5.7L, 2WD, 4WD; 117", 131", 141" WB

1993 C, K10, 20, 1500, 2500

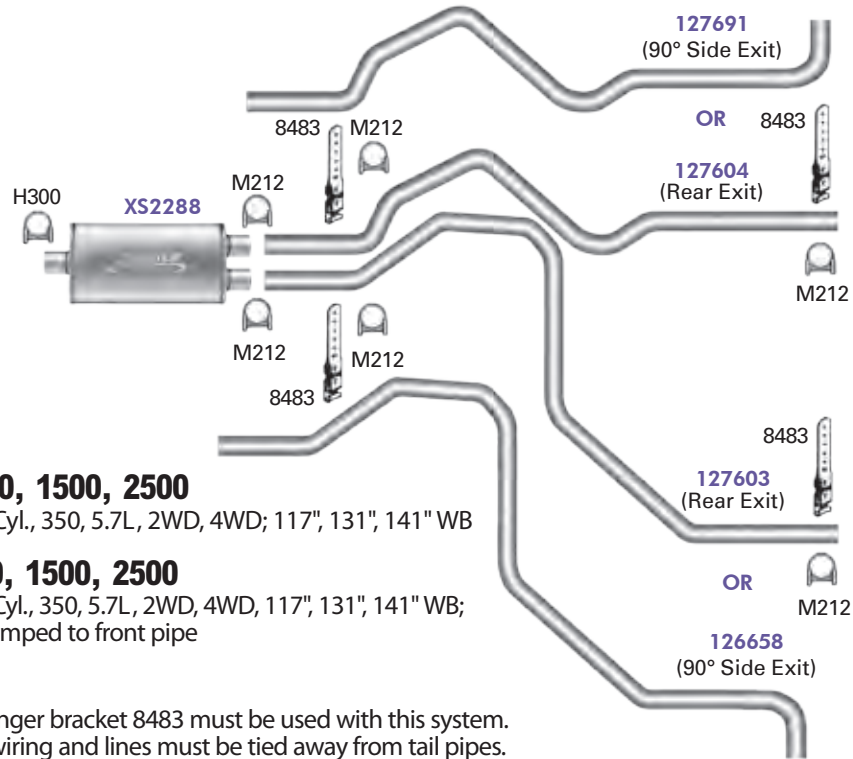
SPECIFICATIONS 8 Cyl., 350, 5.7L, 2WD, 4WD, 117", 131", 141" WB; with OE converter clamped to front pipe

MAX FIT SYSTEMS

TRUCKS CHEVROLET/GMC

2½"

CHEVROLET/GMC MAX-FIT SYSTEM (25XP)



88-92 C, K10, 20, 1500, 2500

SPECIFICATIONS 8 Cyl., 350, 5.7L, 2WD, 4WD; 117", 131", 141" WB

1993 C, K10, 20, 1500, 2500

SPECIFICATIONS 8 Cyl., 350, 5.7L, 2WD, 4WD, 117", 131", 141" WB;
with OE converter clamped to front pipe

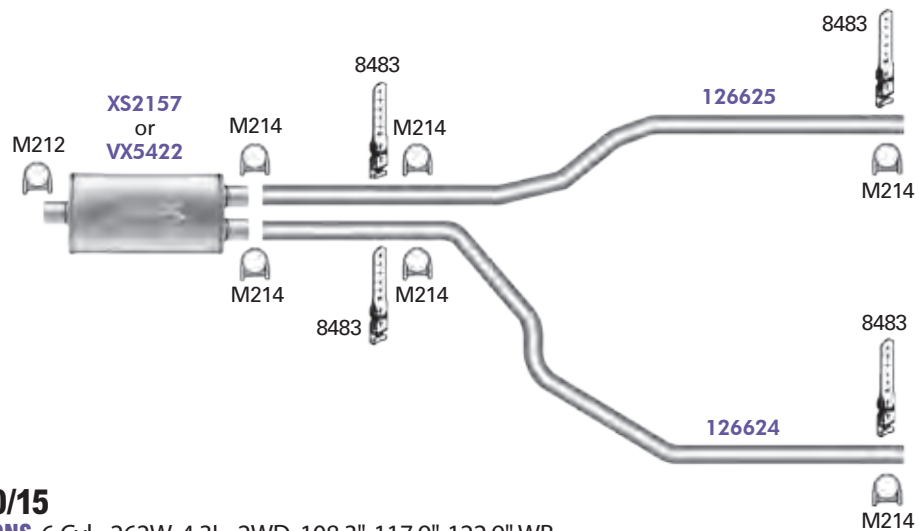
Note: Rear hanger bracket 8483 must be used with this system.
Warning: All wiring and lines must be tied away from tail pipes.

PERFORMANCE FEATURES

- Systems Feature Welded Design Mufflers in XS Stainless Steel or VX Aluminized
- Performance Sound and Increased Flow
- Designed For The Professional Installer
- Pipes Have Re-Aluminized Weld Seam
- Cat-Back Systems Require Very Little Modification

2 1/4"

CHEVROLET/GMC MAX-FIT SYSTEM (32XP)

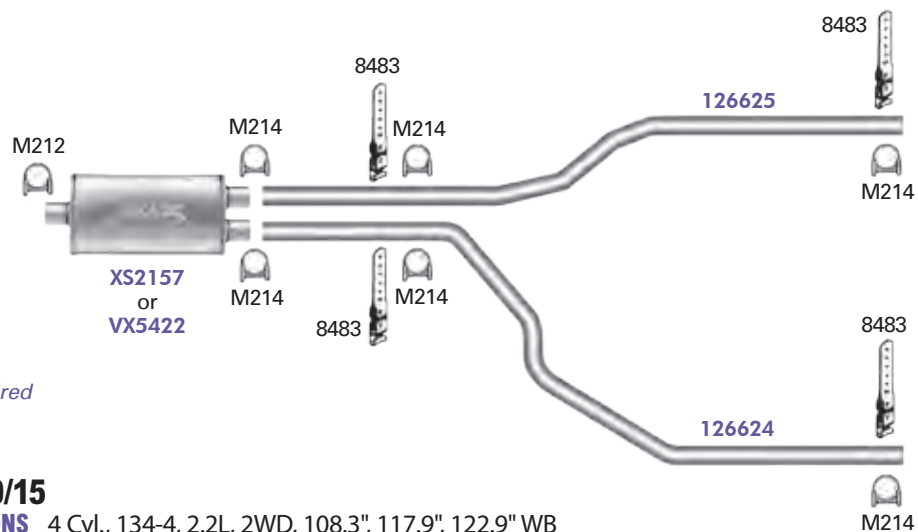


00-01 S 10/15

SPECIFICATIONS 6 Cyl., 262W, 4.3L, 2WD, 108.3", 117.9", 122.9" WB

2 1/4"

CHEVROLET/GMC MAX-FIT SYSTEM (34XP)



NR - Not Required

96-00 S 10/15

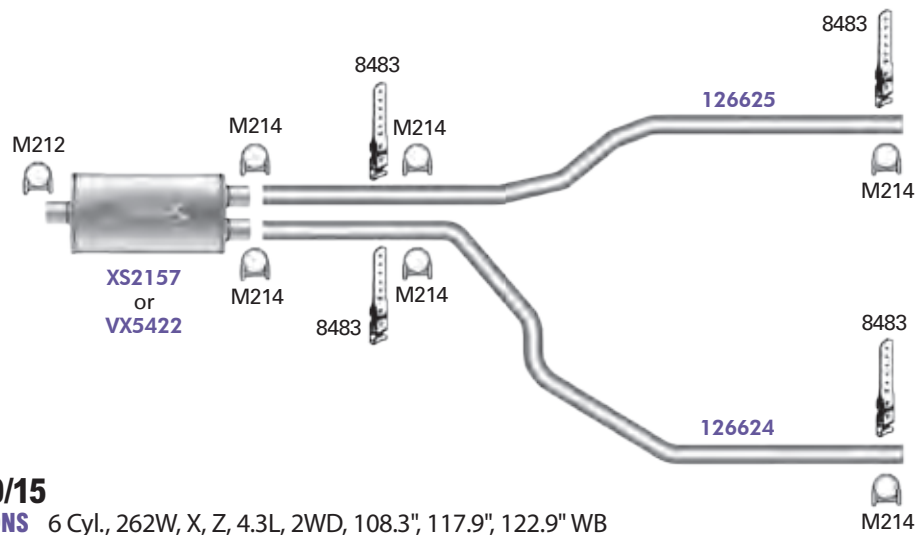
SPECIFICATIONS 4 Cyl., 134-4, 2.2L, 2WD, 108.3", 117.9", 122.9" WB

MAX FIT SYSTEMS

TRUCKS CHEVROLET/GMC

2 1/4"

CHEVROLET/GMC MAX-FIT SYSTEM (36XP)

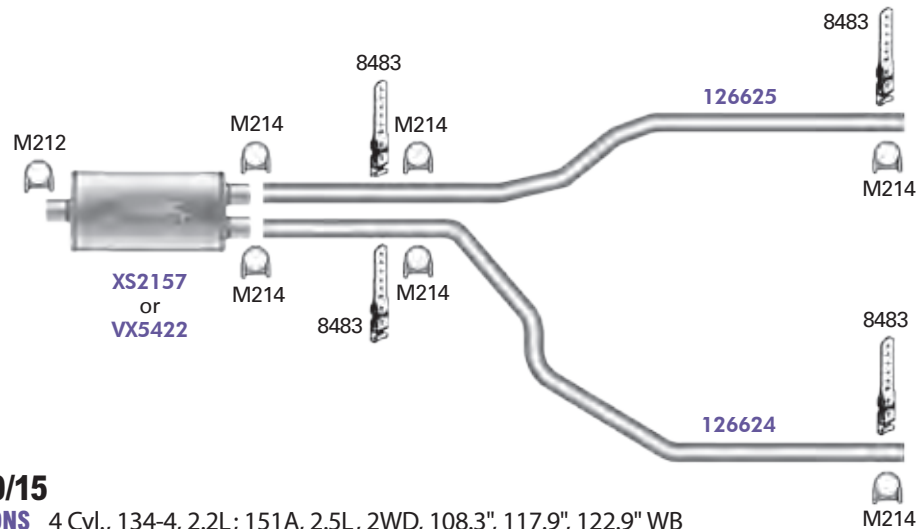


95-99 S 10/15

SPECIFICATIONS 6 Cyl., 262W, X, Z, 4.3L, 2WD, 108.3", 117.9", 122.9" WB

2 1/4"

CHEVROLET/GMC MAX-FIT SYSTEM (38XP)



83-95 S 10/15

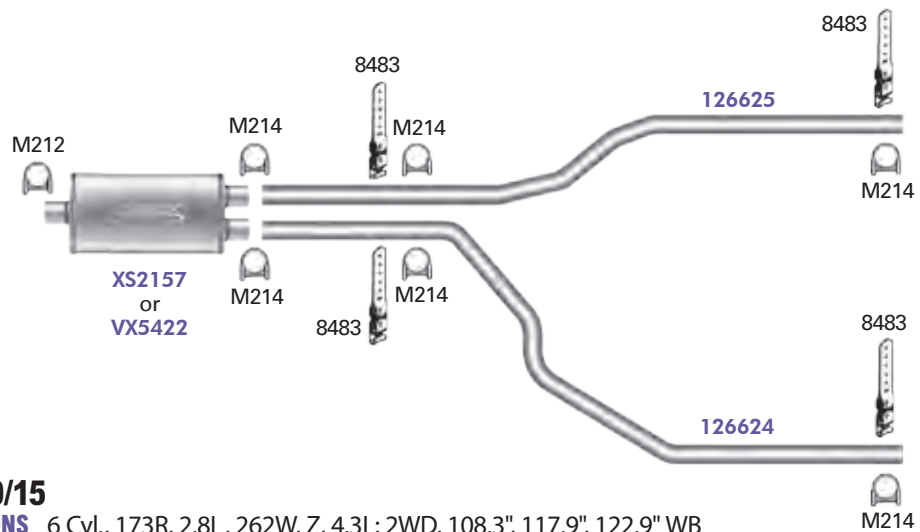
SPECIFICATIONS 4 Cyl., 134-4, 2.2L; 151A, 2.5L, 2WD, 108.3", 117.9", 122.9" WB

PERFORMANCE FEATURES

- Systems Feature Welded Design Mufflers in XS Stainless Steel or VX Aluminized
- Performance Sound and Increased Flow
- Designed For The Professional Installer
- Pipes Have Re-Aluminized Weld Seam
- Cat-Back Systems Require Very Little Modification

2 1/4"

CHEVROLET/GMC MAX-FIT SYSTEM (40XP)

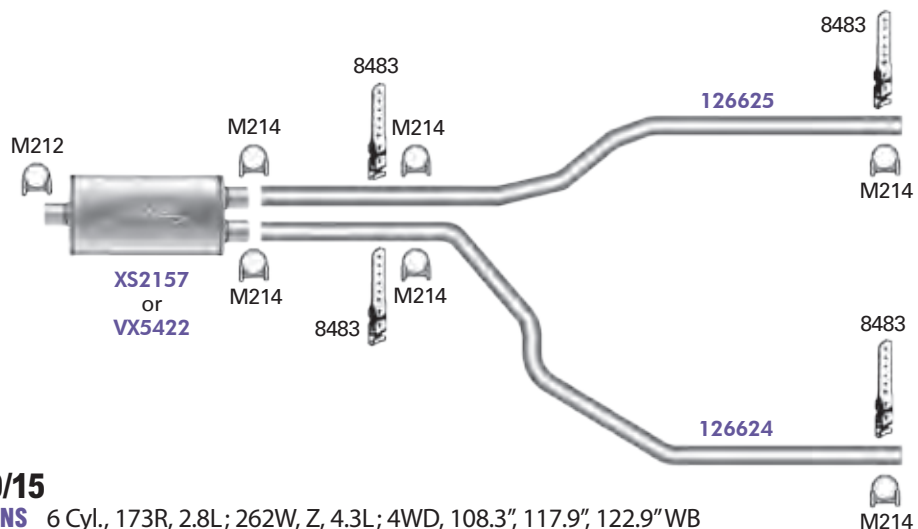


88-94 S 10/15

SPECIFICATIONS 6 Cyl., 173R, 2.8L, 262W, Z, 4.3L; 2WD, 108.3", 117.9", 122.9" WB

2 1/4"

CHEVROLET/GMC MAX-FIT SYSTEM (42XP)



88-94 T 10/15

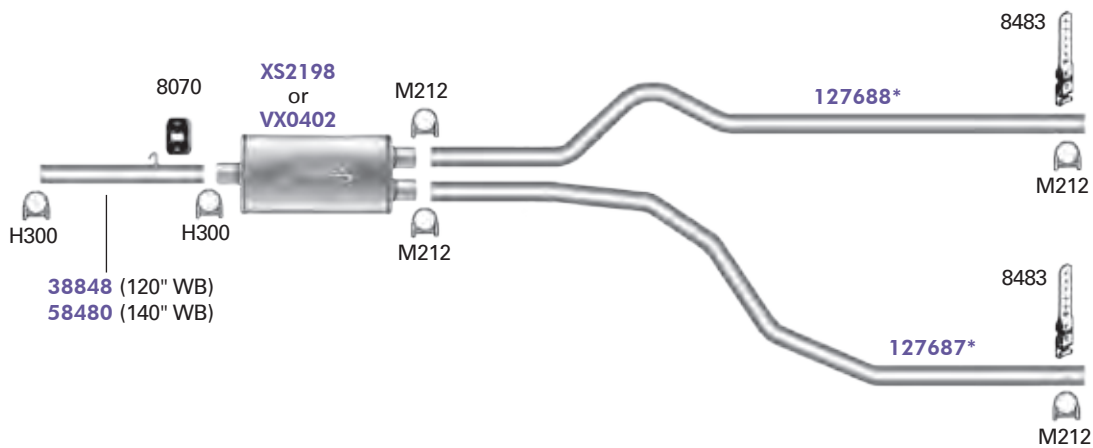
SPECIFICATIONS 6 Cyl., 173R, 2.8L; 262W, Z, 4.3L; 4WD, 108.3", 117.9", 122.9" WB

MAX FIT SYSTEMS

TRUCKS DODGE

2 1/2"

DODGE MAX-FIT SYSTEM (102XP)

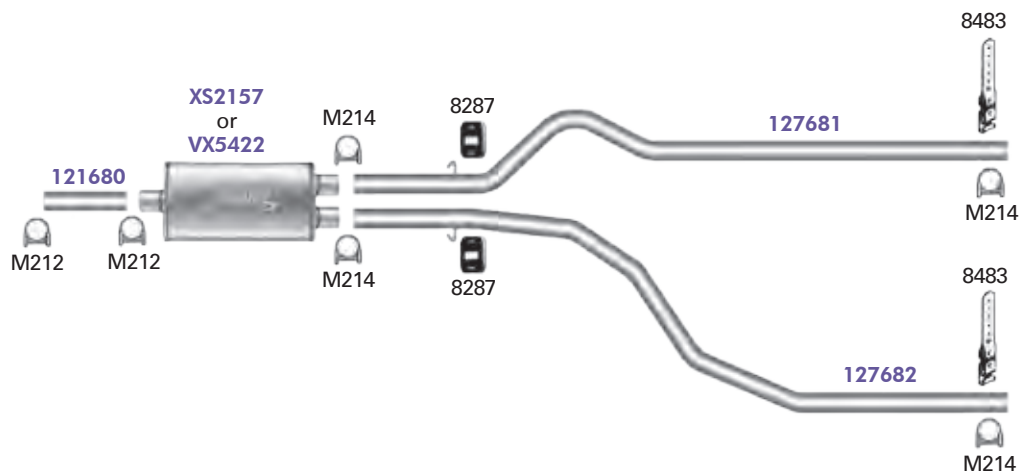


06-08 **RAM 1500**

SPECIFICATIONS 6-8 Cyl., 3.7L, 4.7L, 5.7L; 2WD, 4WD; 120", 140" WB

2 1/4"

DODGE MAX-FIT SYSTEM (87XP)



02-05 **RAM1500, 2500 Under 8800 LBS. GVW**

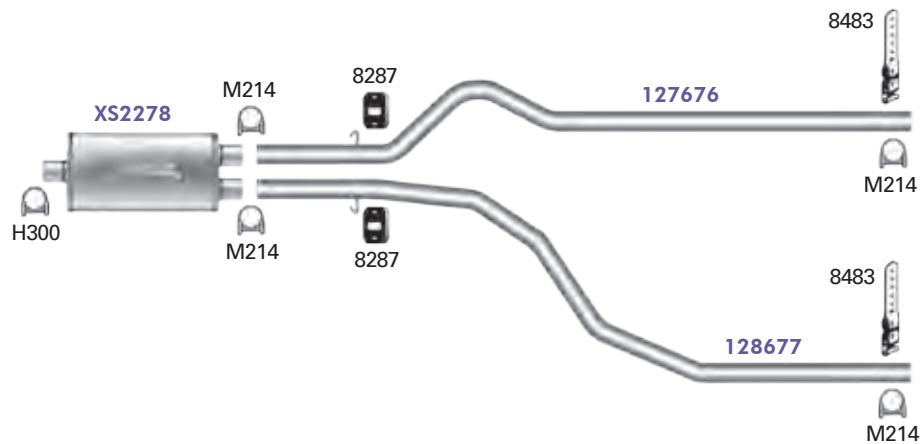
SPECIFICATIONS 6-8 Cyl., 3.7L, 4.7L; 2WD, 4WD; 120" WB

PERFORMANCE FEATURES

- Systems Feature Welded Design Mufflers in XS Stainless Steel or VX Aluminized
- Performance Sound and Increased Flow
- Designed For The Professional Installer
- Pipes Have Re-Aluminized Weld Seam
- Cat-Back Systems Require Very Little Modification

2 1/4"

DODGE MAX-FIT SYSTEM (90XP)

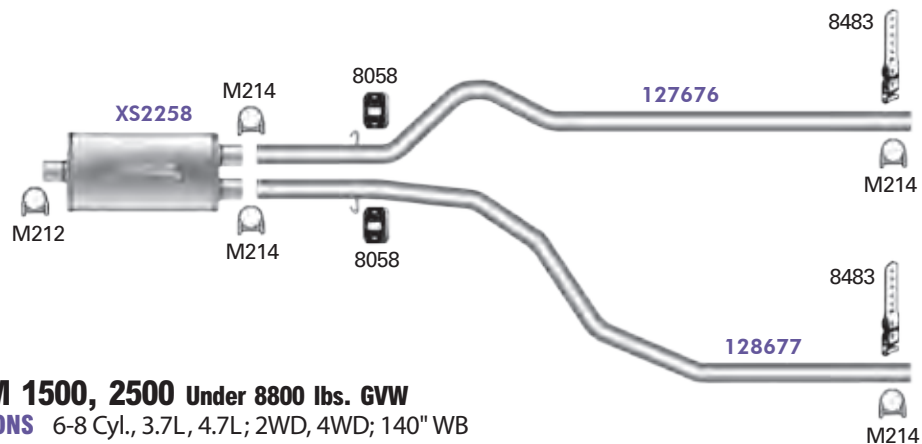


03-05 **RAM 1500, 2500 Under 8800 lbs. GVW**

SPECIFICATIONS 8 Cyl., 5.7L, Hemi Engine; 2WD, 4WD; 140" WB

2 1/4"

DODGE MAX-FIT SYSTEM (91XP)



02-05 **RAM 1500, 2500 Under 8800 lbs. GVW**

SPECIFICATIONS 6-8 Cyl., 3.7L, 4.7L; 2WD, 4WD; 140" WB

02-03 **RAM 1500, 2500 Under 8800 lbs. GVW**

SPECIFICATIONS 8 Cyl., 5.9L; 2WD, 4WD; 140" WB

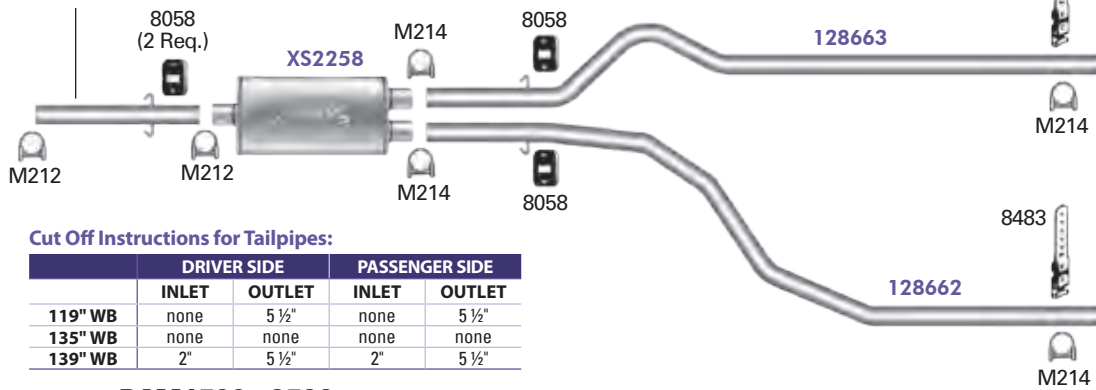
MAX FIT SYSTEMS

TRUCKS **DODGE**

2 1/4"

DODGE MAX-FIT SYSTEM (80XP)

NR (119" WB)
28502 (135" WB)
28557 (139" WB)



Cut Off Instructions for Tailpipes:

	DRIVER SIDE		PASSENGER SIDE	
	INLET	OUTLET	INLET	OUTLET
119" WB	none	5 1/2"	none	5 1/2"
135" WB	none	none	none	none
139" WB	2"	5 1/2"	2"	5 1/2"

94-01 **RAM1500, 2500** Under 8800 LBS. GVW

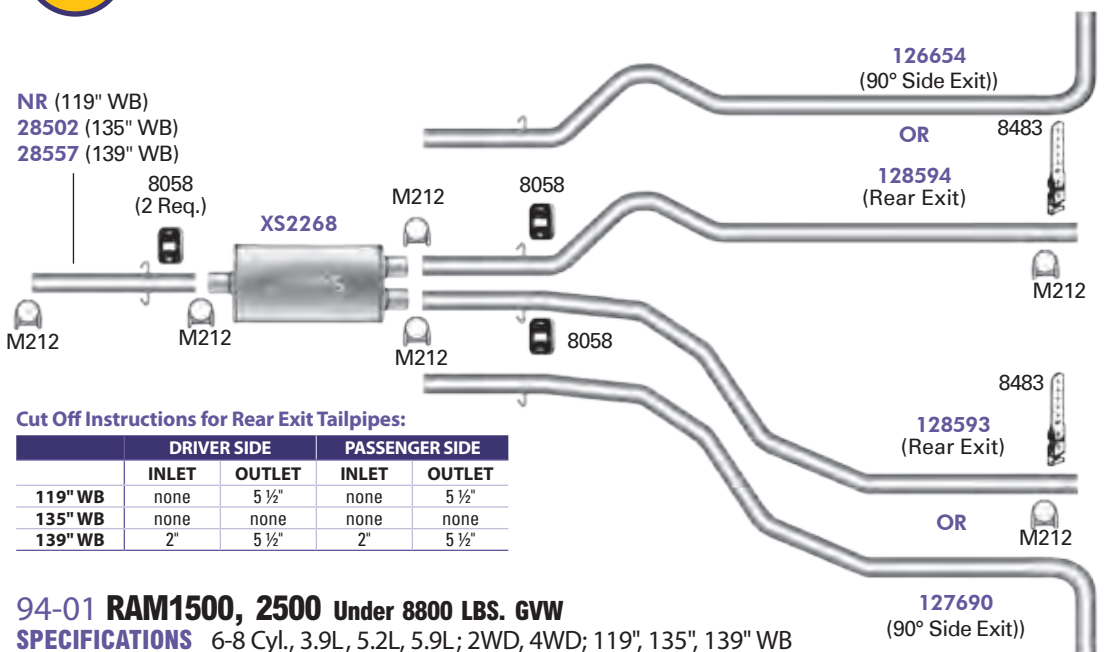
SPECIFICATIONS 6-8 Cyl., 3.9L, 5.2L, 5.9L; 2WD, 4WD; 119", 135", 139" WB

PERFORMANCE FEATURES

- Systems Feature Welded Design Mufflers in XS Stainless Steel or VX Aluminized
- Performance Sound and Increased Flow
- Designed For The Professional Installer
- Pipes Have Re-Aluminized Weld Seam
- Cat-Back Systems Require Very Little Modification

2½"

DODGE MAX-FIT SYSTEM (46XP)



Cut Off Instructions for Rear Exit Tailpipes:

	DRIVER SIDE		PASSENGER SIDE	
	INLET	OUTLET	INLET	OUTLET
119" WB	none	5 ½"	none	5 ½"
135" WB	none	none	none	none
139" WB	2"	5 ½"	2"	5 ½"

94-01 RAM1500, 2500 Under 8800 LBS. GVW

SPECIFICATIONS 6-8 Cyl., 3.9L, 5.2L, 5.9L; 2WD, 4WD; 119", 135", 139" WB

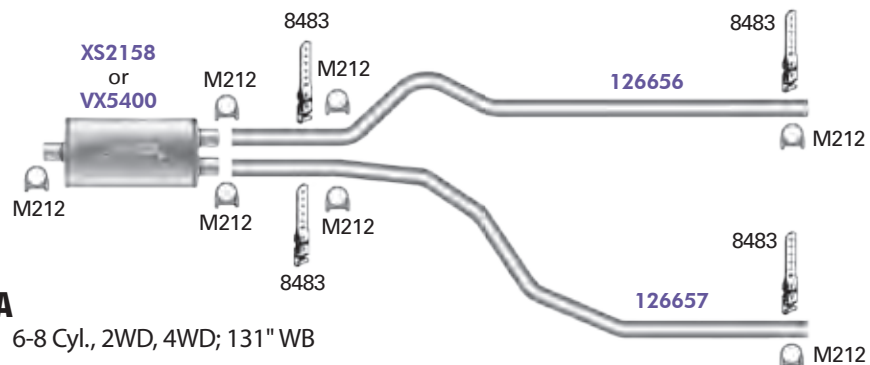
Note: The rear O.E. hanger bracket needs to be removed before adding this system.

Note: Rear hanger bracket 8483 must be used with this system.

Warning: All wiring and lines must be tied away from tail pipes.

2½"

DODGE MAX-FIT SYSTEM (103XP)



04-08 DAKOTA

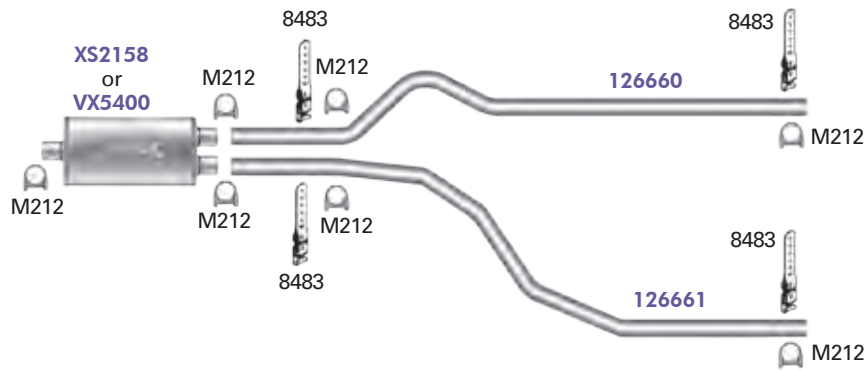
SPECIFICATIONS 6-8 Cyl., 2WD, 4WD; 131" WB

MAX FIT SYSTEMS

TRUCKS **DODGE, FORD**

2 1/2"

DODGE MAX-FIT SYSTEM (49XP)

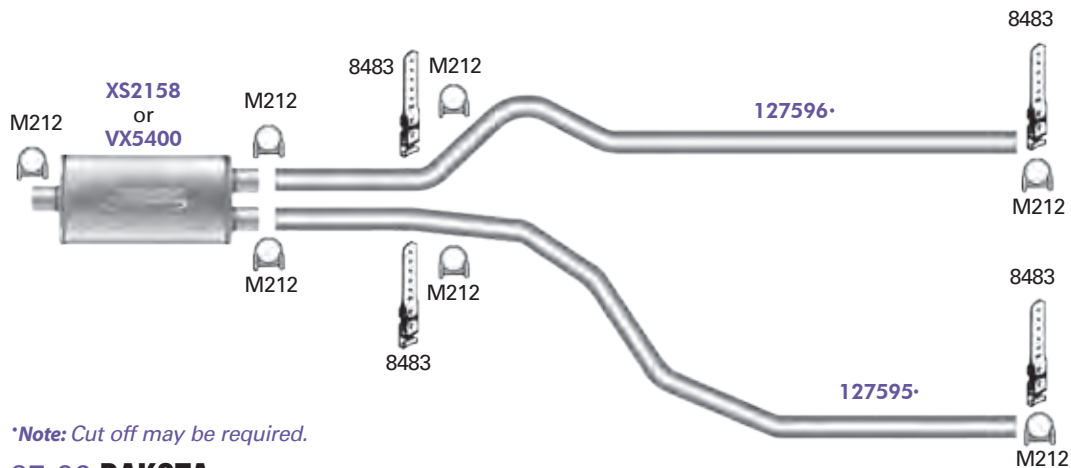


00-03 **DAKOTA**

SPECIFICATIONS 6-8 Cyl., 3.9L, 4.7L, 5.9L; 112", 131" (Club Cab & Quad Cab) WB

2 1/2"

DODGE MAX-FIT SYSTEM (50XP)



*Note: Cut off may be required.

87-99 **DAKOTA**

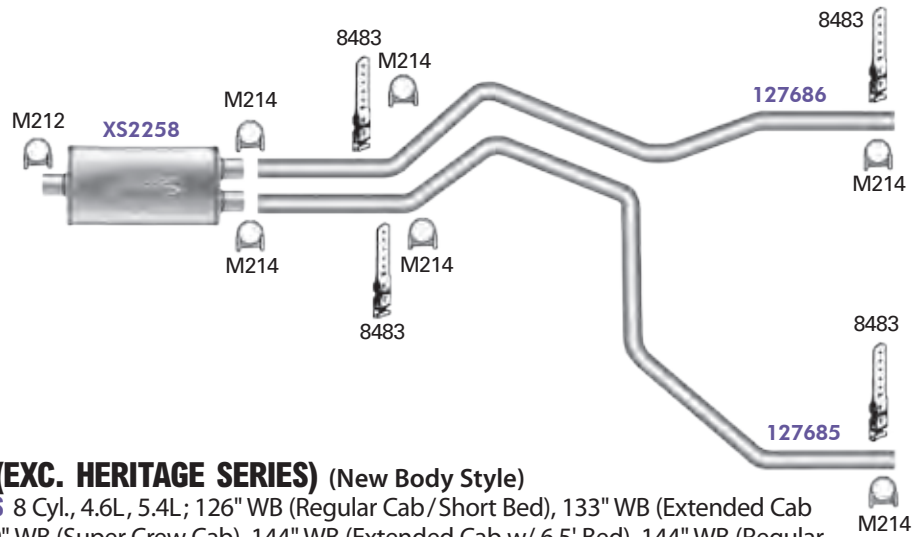
SPECIFICATIONS 6-8 Cyl., All WB

PERFORMANCE FEATURES

- Systems Feature Welded Design Mufflers in XS Stainless Steel or VX Aluminized
- Performance Sound and Increased Flow
- Designed For The Professional Installer
- Pipes Have Re-Aluminized Weld Seam
- Cat-Back Systems Require Very Little Modification

2 1/4"

FORD MAX-FIT SYSTEM (95XP)

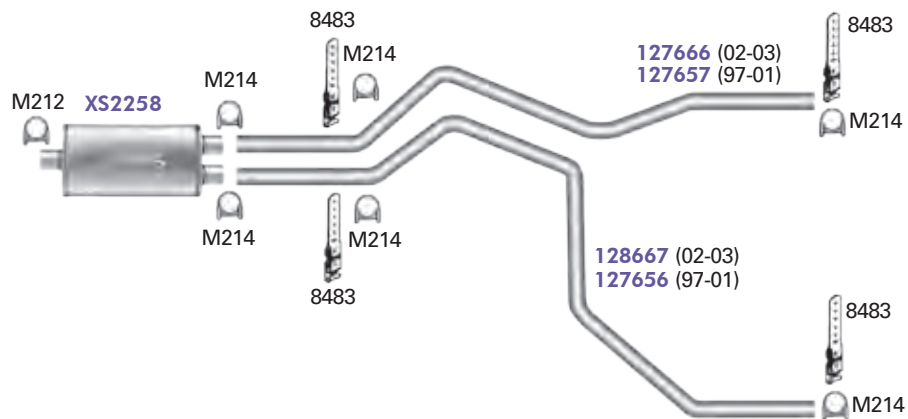


04-08 **F150 (EXC. HERITAGE SERIES)** (New Body Style)

SPECIFICATIONS 8 Cyl., 4.6L, 5.4L; 126" WB (Regular Cab/Short Bed), 133" WB (Extended Cab w/ 5.5' Bed), 139" WB (Super Crew Cab), 144" WB (Extended Cab w/ 6.5' Bed), 144" WB (Regular Cab w/ Long Bed)

2 1/4"

FORD MAX-FIT SYSTEM (53XP)



97-03 **F150/250** Under 8800 lbs. GVW

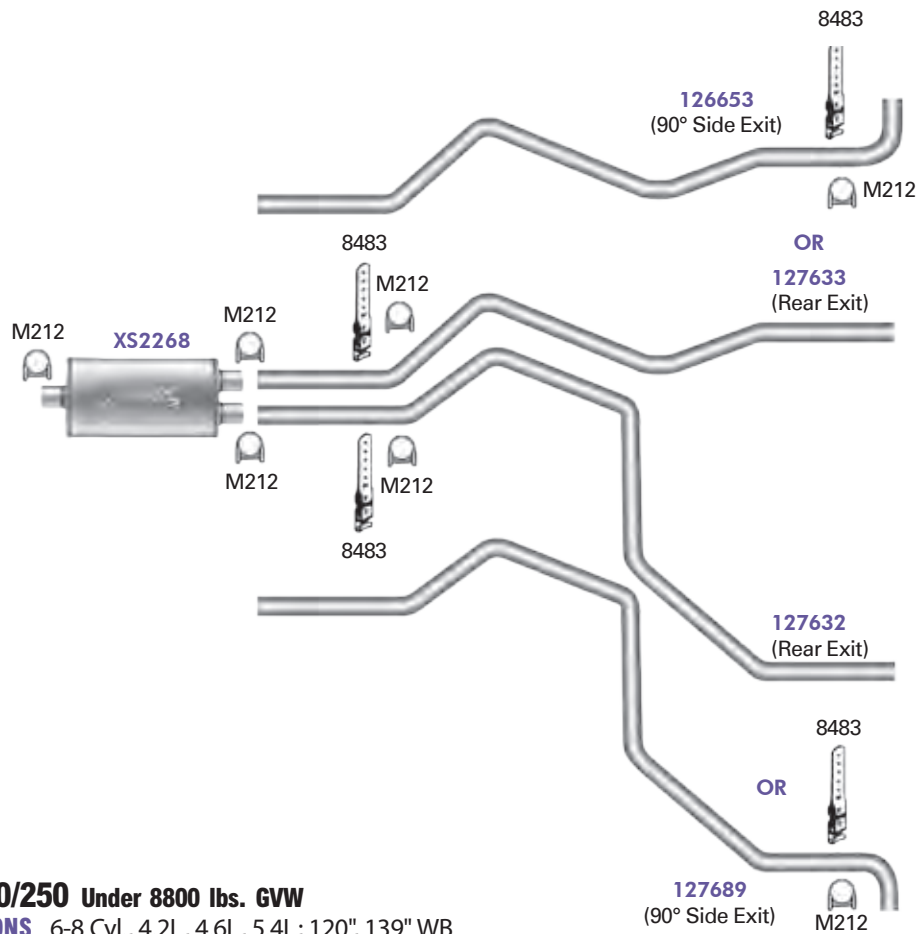
SPECIFICATIONS 6-8 Cyl., 4.2L, 4.6L, 5.4L; 120", 139" WB

MAX FIT SYSTEMS

TRUCKS FORD

2 1/2"

FORD MAX-FIT SYSTEM (55XP)



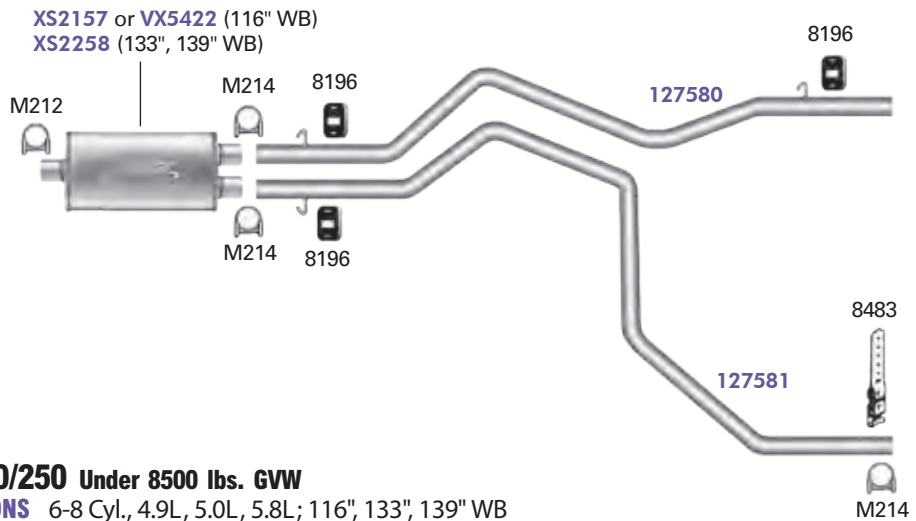
97-01 **F150/250** Under 8800 lbs. GVW
SPECIFICATIONS 6-8 Cyl., 4.2L, 4.6L, 5.4L; 120", 139" WB

PERFORMANCE FEATURES

- Systems Feature Welded Design Mufflers in XS Stainless Steel or VX Aluminized
- Performance Sound and Increased Flow
- Designed For The Professional Installer
- Pipes Have Re-Aluminized Weld Seam
- Cat-Back Systems Require Very Little Modification

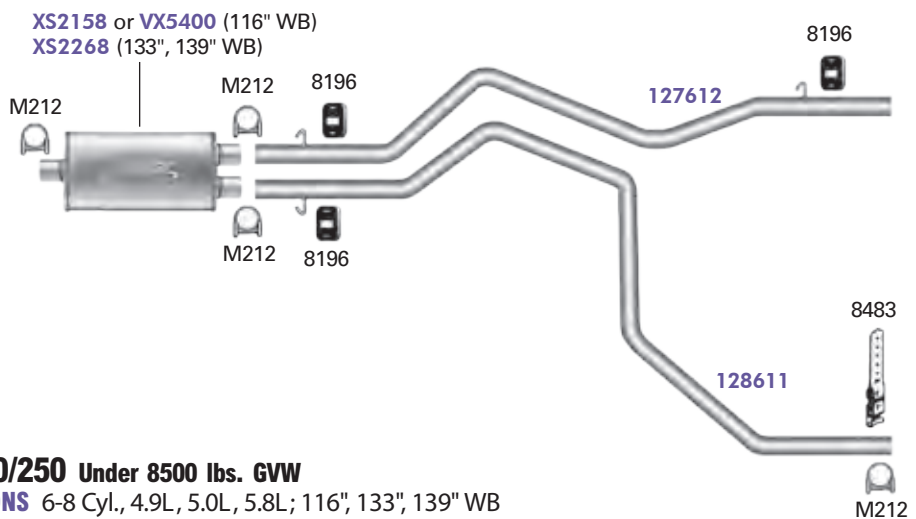
2 1/4"

FORD MAX-FIT SYSTEM (57XP)



2 1/2"

FORD MAX-FIT SYSTEM (59XP)

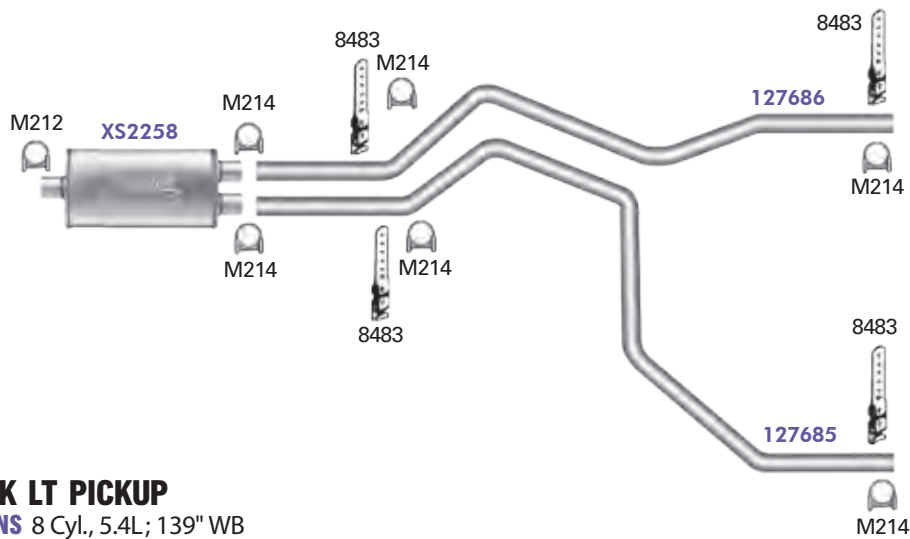


MAX FIT SYSTEMS

TRUCKS *LINCOLN, MITSUBISHI, NISSAN, TOYOTA*

2 1/4"

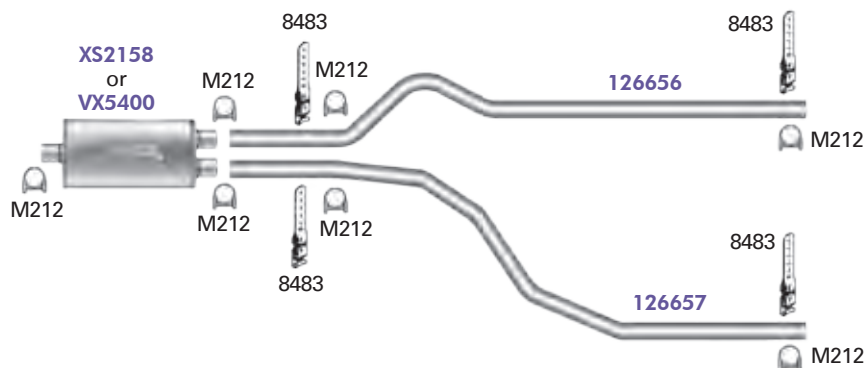
LINCOLN MAX-FIT SYSTEM (96XP)



06-08 MARK LT PICKUP
SPECIFICATIONS 8 Cyl., 5.4L; 139" WB

2 1/2"

MITSUBISHI MAX-FIT SYSTEM (111XP)



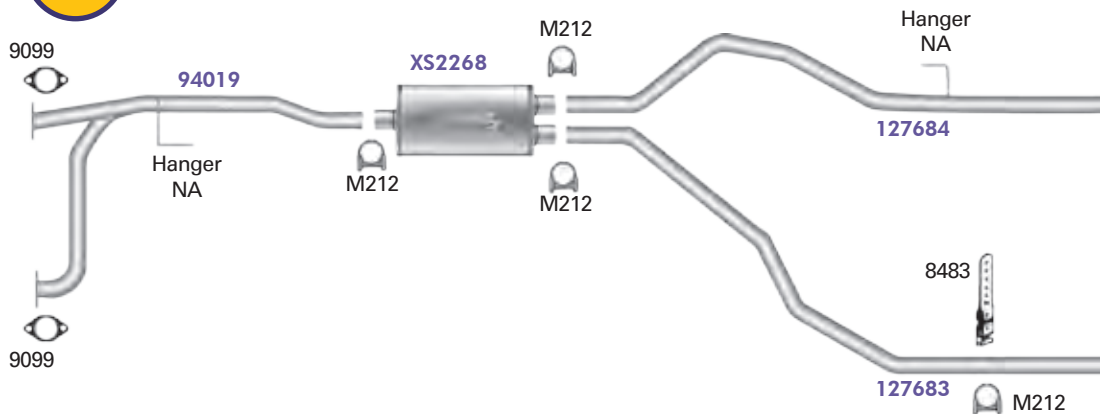
06-07 RAIDER
SPECIFICATIONS 6-8 Cyl., 3.7L, 4.7L, 2WD, 4WD; 131" (Extended Cab and Crew Cab) WB

PERFORMANCE FEATURES

- Systems Feature Welded Design Mufflers in XS Stainless Steel or VX Aluminized
- Performance Sound and Increased Flow
- Designed For The Professional Installer
- Pipes Have Re-Aluminized Weld Seam
- Cat-Back Systems Require Very Little Modification

2½"

NISSAN MAX-FIT SYSTEM (89XP)



04-06 TITAN

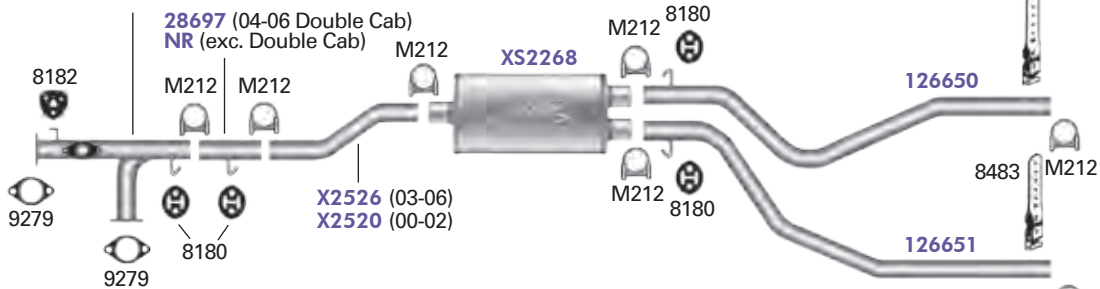
SPECIFICATIONS 8 Cyl., 5.6L, King Cab & Crew Cab, (XE, SE, LE), 2WD & 4WD, exc. Calif.

CAUTION: On some vehicles it may be necessary to relocate brake hoses and/or fuel lines that may come in contact with tailpipe. Maintain a 4" minimum clearance.

2½"

TOYOTA MAX-FIT SYSTEM (75XP)

- X3524 (Resonator Eliminator Pipe, 05-06)
- X5503★ (Resonator Eliminator Pipe, 03-04)
- X5501 (Resonator Eliminator Pipe, 00-02) or
- 58450★ (Resonator Replacement Pipe, 03-04)
- 58397 (Resonator Replacement Pipe, 00-02)



Note: On OE Resonator Pipe, cut just in front of spherical connection

★ X5503 & 58450 have O₂ Sensor Ports

00-06 TUNDRA

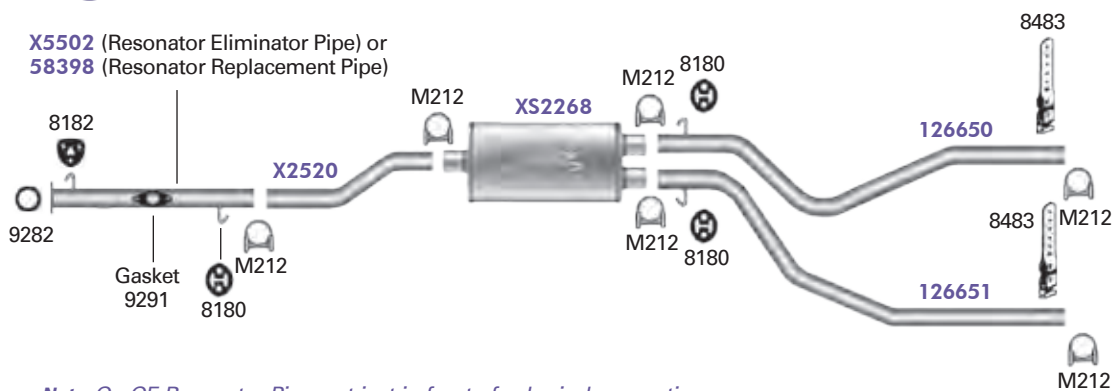
SPECIFICATIONS 8 Cyl., 4.7L, exc. Calif.

MAX FIT SYSTEMS

TRUCKS TOYOTA

2 1/2" TOYOTA MAX-FIT SYSTEM (77XP)

X5502 (Resonator Eliminator Pipe) or
58398 (Resonator Replacement Pipe)

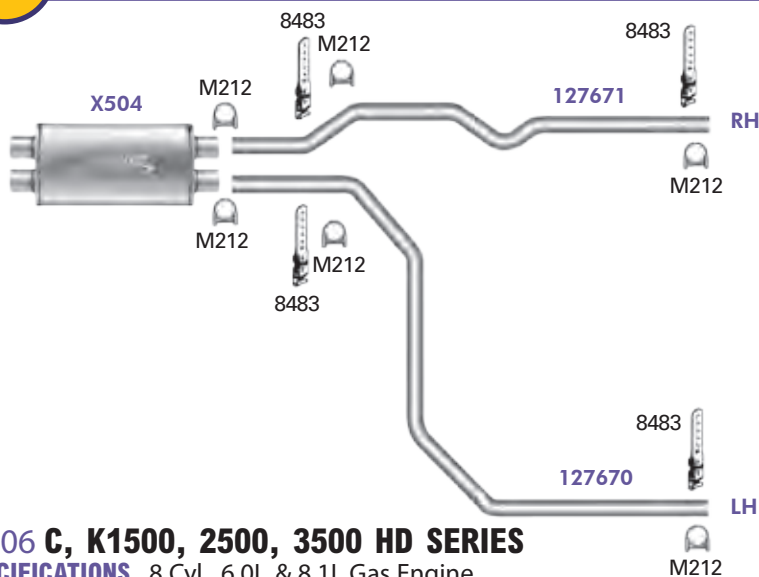


Note: On OE Resonator Pipe, cut just in front of spherical connection.

2000 TUNDRA
SPECIFICATIONS 6 Cyl., 3.4L

UNIVERSAL – TRUCKS CHEVROLET/GMC

2 1/2" CHEVROLET/GMC MAX-FIT SYSTEM (109XP)



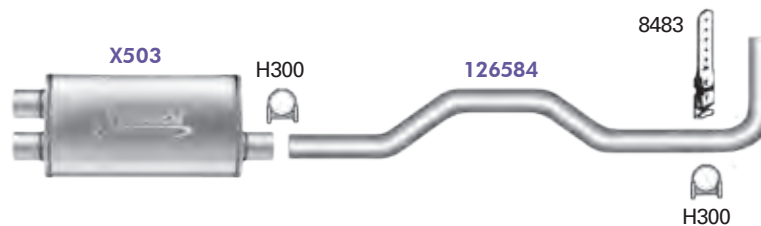
01-06 C, K1500, 2500, 3500 HD SERIES
SPECIFICATIONS 8 Cyl., 6.0L & 8.1L Gas Engine

PERFORMANCE FEATURES

- Systems Feature Welded Design Mufflers in XS Stainless Steel or VX Aluminized
- Performance Sound and Increased Flow
- Designed For The Professional Installer
- Pipes Have Re-Aluminized Weld Seam
- Cat-Back Systems Require Very Little Modification

3"

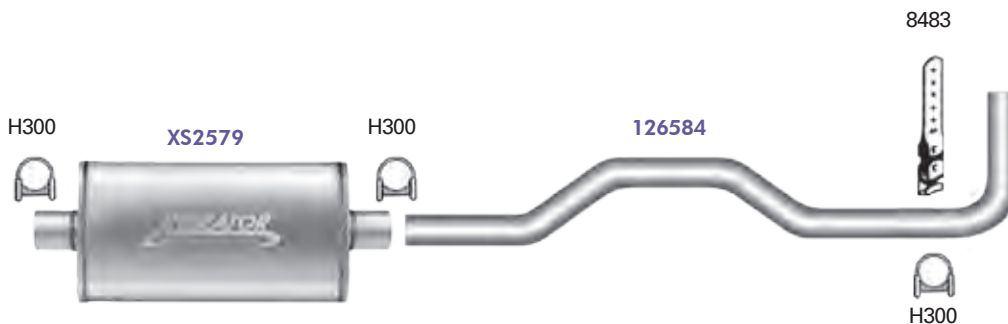
CHEVROLET/GMC MAX-FIT SYSTEM (108XP)



01-06 C, K1500, 2500, 3500 HD SERIES
SPECIFICATIONS 8 Cyl., 6.0L & 8.1L Gas Engines

3"

CHEVROLET/GMC MAX-FIT SYSTEM (19XP)



88-99 FULL-SIZE, LIGHT-DUTY TRUCKS
 (1999 Pickups with old body style); exc. 88-90 Suburban
SPECIFICATIONS 8 Cyl., 5.7L

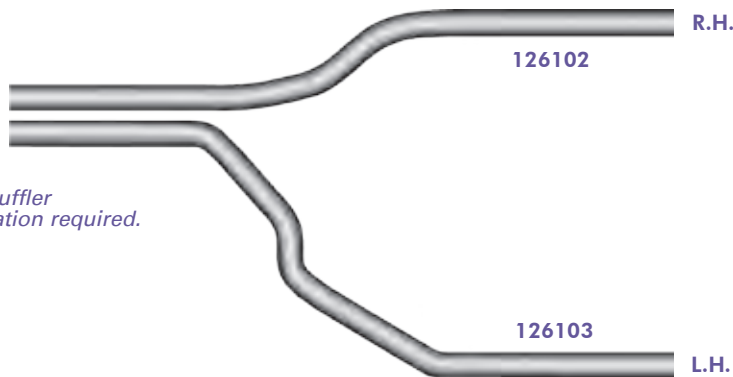
MAX FIT SYSTEMS

UNIVERSAL PIPES – TRUCKS

2 1/4"

UNIVERSAL MAX-FIT PIPES (81XP)

Note: Choose muffler configuration required.

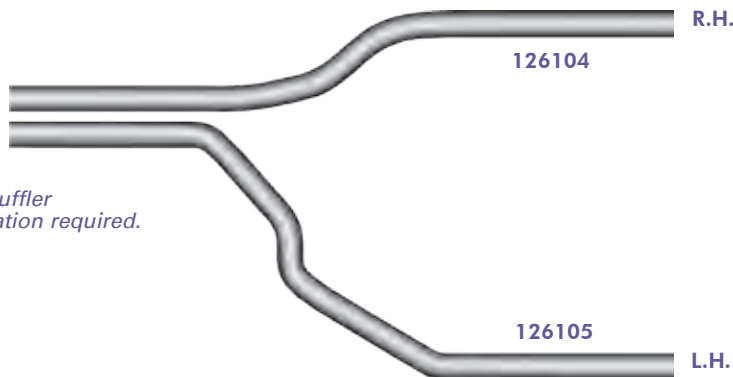


87-02 CHEV./GMC TRUCK C/K SERIES, DUAL CONVERSION
87-04 DODGE TRUCK 1500/2500, DUAL CONVERSION
87-02 FORD TRUCK F-SERIES, DUAL CONVERSION

2 1/2"

UNIVERSAL MAX-FIT PIPES (82XP)

Note: Choose muffler configuration required.



87-02 CHEV./GMC TRUCK C/K SERIES, DUAL CONVERSION
87-04 DODGE TRUCK 1500/2500, DUAL CONVERSION
87-02 FORD TRUCK F-SERIES, DUAL CONVERSION

CAUTION: On some vehicles it may be necessary to relocate brake hoses that may come in contact with tailpipe. Maintain a 4" minimum clearance.

HARDWARE

CLAMPS

STANDARD DUTY 5/16" U-BOLT



P/N	SIZE	BOX QTY
U118	1 1/8"	1
U114	1 1/4"	1
U112	1 1/2"	1
U158	1 5/8"	1
U134	1 3/4"	1
U178	1 7/8"	1
U200	2"	1
U218	2 1/8"	1
U214	2 1/4"	1
U212	2 1/2"	1

STANDARD DUTY 5/16" U-BOLT W/ FLANGE NUT



P/N	SIZE	BOX QTY
339976	1 1/2"	50
339977	1 5/8"	50
339978	1 3/4"	50
339979	1 7/8"	50
339980	2"	50
339981	2 1/8"	50
339982	2 1/4"	50
339983	2 1/2"	50

SLOTTED HD 3/8" U-BOLT W/ FLANGE NUT



P/N	SIZE	BOX QTY
339893	1 1/2"	100
339892	1 3/4"	100
339891	1 7/8"	100
339890	2"	100
339889	2 1/4"	100
339888	2 1/2"	100

DGM STYLE 3/8" U-BOLT W/ FLANGE NUT



P/N	SIZE	BOX QTY	P/N	SIZE	BOX QTY
M112	1 1/2"	1	339862	1 1/2"	100
M158	1 5/8"	1			
M134	1 3/4"	1	339880	1 3/4"	100
M178	1 7/8"	1	339879	1 7/8"	100
M200	2"	1	339878	2"	100
M218	2 1/8"	1	339877	2 1/8"	100
M214	2 1/4"	1	339876	2 1/4"	100
M212	2 1/2"	1	339875	2 1/2"	100
M238	2 3/8"	1			
M258	2 5/8"	1			
M300	3"	1	9972	3"	50

HEAVY DUTY 3/8" U-BOLT TRUCK CLAMPS



P/N	P/N ZINC	SIZE	BOX QTY
H234P	—	2 3/4"	1
H300P	H300PZ	3"	1
H312P	H312PZ	3 1/2"	1
H400P	H400PZ	4"	1
H412P	H412PZ	4 1/2"	1
H500P	H500PZ	5"	1

EXTRA HEAVY DUTY CLAMPS 3/8" U-BOLT 11 GAUGE SADDLE



P/N	P/N ZINC	SIZE	BOX QTY	P/N	P/N ZINC	SIZE	BOX QTY
H200	—	2"	1	H300*	H300Z	3"	1
H218	—	2 1/8"	1	H314*	—	3 1/4"	1
H214	—	2 1/4"	1	H312*	—	3 1/2"	1
H238	—	2 3/8"	1	H400*	H400Z	4"	1
H212	—	2 1/2"	1	H412*	—	4 1/2"	1
H258*	—	2 5/8"	1	H500*	H500Z	5"	1
H234*	—	2 3/4"	1	H600*	H600Z	6"	1

*Welded Saddle

STAINLESS STEEL 3/8" U-BOLT



P/N	SIZE	BOX QTY
SS112	1 1/2"	1
SS134	1 3/4"	1
SS178	1 7/8"	1
SS200	2"	1
SS214	2 1/4"	1
SS212	2 1/2"	1
SS300	3"	1

FLAT BAND CLAMPS



P/N ZINC	P/N CHROME	SIZE	BOX QTY
9501	9490	3"	1
9502	—	3 1/2"	1
9503	9492	4"	1
9504	9493	5"	1
9736	—	5 1/2"	1
9506	9495	6"	1

HEAVY DUTY GUILLOTINE CLAMPS



P/N	P/N ZINC	P/N CHROME	SIZE	BOX QTY
T234	—	—	2 3/4"	1
T300	T300Z	—	3"	1
T314	—	—	3 1/4"	1
T312	T312Z	—	3 1/2"	1
T400	T400Z	9486	4"	1
—	T412Z	—	4 1/2"	1
T500	T500Z	9487	5"	1
—	T512Z	—	5 1/2"	1
T600	T600Z	9734	6"	1

AIR TUBE SADDLE CLAMPS



P/N	SIZE	BOX QTY
4904	1/2"	25
4914	5/8"	25
4907	3/4"	25
4925	1"	25

PREFORMED CLAMPS W/ GASKET - LAP JOINT



P/N	SIZE	MATERIAL
9700	3"	ALUMINIZED STEEL
9701	3 1/2"	ALUMINIZED STEEL
9702	4"	ALUMINIZED STEEL
9703	5"	ALUMINIZED STEEL
9730	3"	BRIGHT 304 STAINLESS STEEL
9731	3 1/2"	BRIGHT 304 STAINLESS STEEL
9732	4"	BRIGHT 304 STAINLESS STEEL
9733	5"	BRIGHT 304 STAINLESS STEEL

PREFORMED CLAMPS - LAP JOINT



P/N	SIZE	MATERIAL	P/N	SIZE	MATERIAL
9660	2"	ALUMINIZED STEEL	9664	2"	BRIGHT 304 STAINLESS STEEL
9661	2 1/4"	ALUMINIZED STEEL	9665	2 1/4"	BRIGHT 304 STAINLESS STEEL
9662	2 1/2"	ALUMINIZED STEEL	9666	2 1/2"	BRIGHT 304 STAINLESS STEEL
9663	2 3/4"	ALUMINIZED STEEL	9667	2 3/4"	BRIGHT 304 STAINLESS STEEL
9604	3"	ALUMINIZED STEEL	9668	3"	BRIGHT 304 STAINLESS STEEL
9605	3 1/2"	ALUMINIZED STEEL	9669	3 1/2"	BRIGHT 304 STAINLESS STEEL
9606	4"	ALUMINIZED STEEL	9623	4"	BRIGHT 304 STAINLESS STEEL
9607	5"	ALUMINIZED STEEL	9670	4 1/2"	BRIGHT 304 STAINLESS STEEL
			9624	5"	BRIGHT 304 STAINLESS STEEL
			9671	6"	BRIGHT 304 STAINLESS STEEL

HARDWARE

CLAMPS

PREFORMED CLAMPS - BUTT JOINT



P/N	SIZE	MATERIAL	P/N	SIZE	MATERIAL
9676	3"	ALUMINIZED STEEL	9684	2"	BRIGHT 304 STAINLESS STEEL
9678	3 1/2"	ALUMINIZED STEEL	9685	2 1/4"	BRIGHT 304 STAINLESS STEEL
9680	4"	ALUMINIZED STEEL	9686	2 1/2"	BRIGHT 304 STAINLESS STEEL
9682	5"	ALUMINIZED STEEL	9687	2 3/4"	BRIGHT 304 STAINLESS STEEL
9683	6"	ALUMINIZED STEEL	9688	3"	BRIGHT 304 STAINLESS STEEL
			9690	3 1/2"	BRIGHT 304 STAINLESS STEEL
			9692	4"	BRIGHT 304 STAINLESS STEEL
			9693	4 1/2"	BRIGHT 304 STAINLESS STEEL
			9694	5"	BRIGHT 304 STAINLESS STEEL
			9695	6"	BRIGHT 304 STAINLESS STEEL

FLATBAND EXHAUST CLAMPS



P/N	SIZE	MATERIAL	P/N	SIZE	MATERIAL
AS200	2"	ALUMINIZED STEEL	SAS200	2"	BRIGHT 430 STAINLESS STEEL
AS214	2 1/4"	ALUMINIZED STEEL	SAS214	2 1/4"	BRIGHT 430 STAINLESS STEEL
AS212	2 1/2"	ALUMINIZED STEEL	SAS212	2 1/2"	BRIGHT 430 STAINLESS STEEL
AS234	2 3/4"	ALUMINIZED STEEL	SAS234	2 3/4"	BRIGHT 430 STAINLESS STEEL
AS300	3"	ALUMINIZED STEEL	SAS300	3"	BRIGHT 430 STAINLESS STEEL
AS312	3 1/2"	ALUMINIZED STEEL	SAS312	3 1/2"	BRIGHT 430 STAINLESS STEEL
AS400	4"	ALUMINIZED STEEL	SAS400	4"	BRIGHT 430 STAINLESS STEEL
AS500	5"	ALUMINIZED STEEL	SAS500	5"	BRIGHT 430 STAINLESS STEEL
			SAS600	6"	BRIGHT 430 STAINLESS STEEL



CHRYSLER V-BAND CLAMP
Fits 2 1/2" Pre-Cat Inlet

P/N	SIZE	MATERIAL
8610	2 1/2"	ALUMINIZED STEEL



FLATBAND EXHAUST CLAMPS

P/N	SIZE	MATERIAL
B200	2"	BRIGHT 304 STAINLESS STEEL
B214	2 1/4"	BRIGHT 304 STAINLESS STEEL
B212	2 1/2"	BRIGHT 304 STAINLESS STEEL
B234	2 3/4"	BRIGHT 304 STAINLESS STEEL
B300	3"	BRIGHT 304 STAINLESS STEEL
B314	3 1/4"	BRIGHT 304 STAINLESS STEEL
B312	3 1/2"	BRIGHT 304 STAINLESS STEEL
B400	4"	BRIGHT 304 STAINLESS STEEL
B412	4 1/2"	BRIGHT 304 STAINLESS STEEL
B500	5"	BRIGHT 304 STAINLESS STEEL
B600	6"	BRIGHT 304 STAINLESS STEEL
B800	8"	BRIGHT 304 STAINLESS STEEL
B1000	10"	BRIGHT 304 STAINLESS STEEL

UNIVERSAL HANGER

P/N	BOX QTY
8301	1
8053	1



UNIVERSAL IMPORT CAR

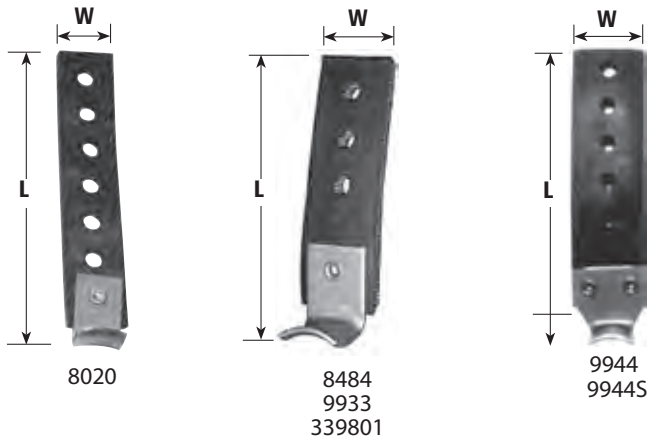


8555

P/N	DESCRIPTION	BOX QTY
8555	Hanger	1

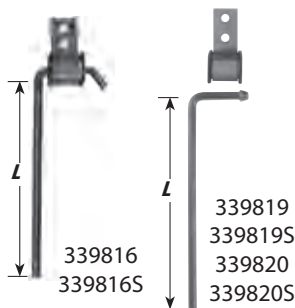
HANGERS

MUFFLER SHOP HANGER SADDLE SWIVELS ON RUBBER STRAP



P/N	SIZE	BOX QTY
8484	5 1/2"L x 1 3/8"W x 3/8"D	1
9933	5 1/2"L x 1 3/8"W x 3/8"D	100
339801	5 1/2"L x 1 3/8"W x 9/16"D	100
8020	7"L x 1 1/8"W x 5/16"D	1
9944	8"L x 2"W x 11/32"D	50
9944S	8"L x 2"W x 11/32"D	1

UNIVERSAL HANGER



UNIVERSAL HANGER

BULK P/N	BOX QTY	SINGLE PACK P/N	LENGTH	ROD DIA
339816	50	339816S	10"	3/8"
339819	50	339819S	10"	3/8"
339820	25	339820S	10"	1/2"

HARDWARE

HANGERS & BRACKETS

HEAVY DUTY UNIVERSAL TRUCK HANGER



P/N	BOX QTY
8462	1

Fabric has 3 holes for adjusting bracket position.

CHRYSLER HANGER



P/N	BOX QTY
8588	1

GM HANGER



P/N	BOX QTY
8011	1

UNIVERSAL WIRE HANGERS



9939



9970
339799
339896
339899



339830
339850



339898



339998

P/N	LENGTH	WIRE ROD	BOX QTY
9939	5 1/2"	3/8"	50
9970	5 1/8"	3/8"	50
339799	7 1/2"	3/8"	25
339830	10"	3/8"	25
339850	10"	1/2"	15
339896	7 1/2"	5/16"	25
339898	10"	5/16"	25
339899	9"	5/16"	25
339998	6"	5/16"	100

SPECIALTY HANGER



P/N	BOX QTY
339995 (Bulk)	10
8516	1

O-RING/BRACKET



P/N	BOX QTY
9959 (Bulk)	50
8166	1

360° HANGERS

Replaces original GM equipment hanger. These hangers pivot 90° at two separate points and rotate 360° for maximum flexibility.

GM UNIVERSAL MIDGET HANGERS




9943 - Bulk Part No.
8236 - Individual Pack No.



339860 - Bulk Part No.
339860S - Single Pack No.

BULK P/N	BOX QTY	SINGLE PACK P/N	TYPE
9943	50	—	Open Bottom
—	1	8236	Open Bottom
339860	50	339860S	Closed Bottom

360° HANGERS



8049
8051
8052
339993

8050
339861

8483
9937

339994

339818
339818S

BULK P/N	BOX QTY	SINGLE PACK P/N	TYPE	LENGTH
—	1	8049	Reg. Closed	9 1/2"
—	1	8050	Reg. Open	9 3/4"
—	1	8052	Med. Closed	13 1/4"
—	1	8051	Long Closed	17 1/4"
—	1	8483	Reg. Open	9 1/2"
9937	50	—	Reg. Open	9 1/2"
339818	50	339818S	Reg. Curved	9 1/2"
339861	50	—	Reg. Open	9 3/4"
339993	50	—	Reg. Closed	9 1/2"
339994	50	339994S	Short Closed	5 5/8"

BRACKETS

CHRYSLER TAIL PIPE BRACKET



P/N	BOX QTY
9950 (Bulk)	50
8503	1

UNIVERSAL TAIL PIPE BRACKET



P/N	BOX QTY
9952 (Bulk)	10
8251	1

GM "X" CAR BRACKET



P/N	BOX QTY
8250	1

DUAL TAIL PIPE BRACKET



P/N	BOX QTY
8322	1

GM OFFSET BRACKET



P/N	BOX QTY
8509	1

OPEN GM UNIVERSAL BRACKET



P/N	BOX QTY
9934 (Bulk)	100
8510	1

GM BRACKET



8015



8245
9961



8111

P/N	BOX QTY
8015	1
9961 (Bulk)	25
8245	1
8111	1

HARDWARE

BRACKETS & STRAPS

UNIVERSAL BRACKET Individually Boxed



8506

P/N	BOX QTY
8506	1

TYPICAL ASSEMBLY OF A UNIVERSAL ROD BRACKET



9945



9947

P/N	BOX QTY
9945	50
9947	50

UNIVERSAL BRACKET



339984
339985



339989



339990



339991



339996




339987



339988

P/N	TYPE	BOX QTY
339984	L-Bracket (2 1/2" x 1 1/2")	10
339985	L-Bracket (2 3/4" x 2 3/4")	50
339987	Bracket	50
339988	Bracket	50
339989	Import	10
339990	Import	10
339991	Import	50
339996	7 1/4" x 1 3/8"	100

CHRYSLER BRACKET



P/N	BOX QTY
8227	1

GM TRUCK BRACKET



P/N	BOX QTY
9962	50
8560	1

STRAIGHT STEEL STRAP With $\frac{3}{8}$ " Holes



Note:
Std. $\frac{1}{8}$ " Thick
H.D. $\frac{3}{16}$ " Thick

P/N	SIZE	TYPE	BOX QTY
9923	3 $\frac{1}{4}$ "	Std.	10
9924	4 $\frac{1}{2}$ "	Std.	50
339811	4 $\frac{1}{2}$ "	Std.	50
339812	4 $\frac{1}{2}$ "	H.D.	25
9925	5 $\frac{3}{4}$ "	Std.	50
339813	5 $\frac{3}{4}$ "	H.D.	25
339894	7"	Std. 5 holes	50
339895	7"	Std. 2 holes	50
339814	7"	H.D.	25
9926	9"	Std.	50
339815	9"	H.D. 2 holes	25
339800	8 $\frac{7}{8}$ "	H.D.	25
339810	11"	H.D.	25
9927	14"	Std.	50

90° STEEL STRAP With $\frac{3}{8}$ " Holes



Note:
Std. $\frac{1}{8}$ " Thick
H.D. $\frac{3}{16}$ " Thick

P/N	SIZE	TYPE	BOX QTY
9928	3"	Std.	50
339803	3"	H.D.	25
339804	4 $\frac{1}{4}$ "	Std.	50
339805	4 $\frac{1}{4}$ "	H.D.	25
9929	5 $\frac{1}{2}$ "	Std.	50
339806	5 $\frac{1}{2}$ "	H.D.	25
339808	7 $\frac{1}{2}$ "	H.D.	25
339809	9"	H.D.	25
339802	12 $\frac{1}{2}$ "	H.D.	50

UNIVERSAL STRAP HOOK



8047B10



8048B10

P/N	SIZE	TYPE	BOX QTY
8045B10	In-line	$\frac{1}{2}$ " Rod	10
8046B10	90°	$\frac{1}{2}$ " Rod	10
8047B10	In-line	$\frac{3}{8}$ " Rod	10
8048B10	90°	$\frac{3}{8}$ " Rod	10

ACCESSORIES

HEAT SHIELDS

RUBBER GROMMET SET



F5178

F5179

P/N	TYPE	BOX QTY
F5178	Female Grommets	100
F5179	Male Grommets	100

Used with 90° and straight steel strap to prevent frame rattle.

CLAMP-A-STUD




P/N	SIZE	BOX QTY
8028	1/4" - 1 3/4"	1
8027	1 1/4" - 2 1/4"	1
8026	2 1/4" - 3 1/4"	1

UNIVERSAL MUFFLER HEAT SHIELD



P/N	BOX QTY
9206	1

BENDABLE UNIVERSAL PIPE HEAT SHIELD



P/N	SIZE	FITS PIPE	BOX QTY
9208	12"	2 1/4" - 3" Diameter	5
9209	18"	2 1/4" - 3" Diameter	5
9210	12"	2" Diameter and less	5
9211	18"	2" Diameter and less	5

HEAT RISERS - Small Block Chevrolet V8



9885



9886


P/N 9885	(OEM #3887023)
65-75	Camaro
68-75	Chevelle
75-78	Chev/GMC Truck

NOTE: Use 8710 Gasket


P/N 9886	(OEM #3887024)
65-69	Chevrolet Full-Size
57-75	Corvette Exc. High Performance

ACCESSORIES

The HUSH Studfix



8001 - Pkg. Qty. 2
Ford Trucks



8002 - Pkg. Qty. 2
Ford Cars



The HUSH Studfix installed

FLEX COUPLING

- Complete Coverage
- Constructed with 2-Ply Bellows
- Designed with a Seamless, Convoluted Inner Core to Prevent Exhaust Leaks
- Increased Flexibility Reduces Vibrations
- Available with or without Expandable Nipple Extensions
- Available with Inner Braid




WITHOUT NIPPLE EXTENSION

P/N W/O INNER LINER	P/N WITH INNER BRAID	FLEX LENGTH	OVERALL LENGTH	INLET DIAMETER
8810	8810IB	4"	4"	1.77"
8811	8811IB	6"	6"	1.77"
8812	8812IB	8"	8"	1.77"
8813	8813IB	10"	10"	1.77"
8814	8814IB	4"	4"	2.02"
8815	8815IB	6"	6"	2.02"
8816	8816IB	8"	8"	2.02"
8817	8817IB	10"	10"	2.02"
8818	8818IB	4"	4"	2.27"
8819	8819IB	6"	6"	2.27"
8820	8820IB	8"	8"	2.27"
8821	8821IB	10"	10"	2.27"
8822	8822IB	4"	4"	2.52"
8823	8823IB	6"	6"	2.52"
8824	8824IB	8"	8"	2.52"
8825	8825IB	10"	10"	2.52"
8826	8826IB	4"	4"	3.02"
8827	8827IB	6"	6"	3.02"
8828	8828IB	8"	8"	3.02"
8829	8829IB	10"	10"	3.02"

WITH NIPPLE EXTENSION


P/N W/O INNER LINER	P/N WITH INNER BRAID	FLEX LENGTH	OVERALL LENGTH	INLET DIAMETER
8835	8835IB	4"	8"	1.75"
8836	8836IB	6"	10"	1.75"
8837	8837IB	8"	12"	1.75"
8838	8838IB	10"	14"	1.75"
8839	8839IB	4"	8"	2.00"
8840	8840IB	6"	10"	2.00"
8841	8841IB	8"	12"	2.00"
8842	8842IB	10"	14"	2.00"
8843	8843IB	4"	8"	2.25"
8844	8844IB	6"	10"	2.25"
8845	8845IB	8"	12"	2.25"
8846	8846IB	10"	14"	2.25"
8847	8847IB	4"	8"	2.50"
8848	8848IB	6"	10"	2.50"
8849	8849IB	8"	12"	2.50"
8850	8850IB	10"	14"	2.50"
8851	8851IB	4"	8"	3.00"
8852	8852IB	6"	10"	3.00"
8853	8853IB	8"	12"	3.00"
8854	8854IB	10"	14"	3.00"

UNIVERSAL ALUMINIZED Y-PIPES



UNIVERSAL ALUMINIZED Y-PIPES


P/N	INLET SIZE	OUTLET SIZE	OVERALL SIZE
AVY225	2 1/4" I.D.	2 1/4" O.D.	12"
AVY250	2 1/2" I.D.	2 1/2" O.D.	12"



UNIVERSAL ALUMINIZED Y-PIPES

P/N	INLET SIZE	OUTLET SIZE	OVERALL SIZE
AY175	1 3/4" I.D.	1 3/4" O.D.	12 1/2"
AY200	2" I.D.	2" O.D.	12 1/2"
AY225	2 1/4" I.D.	2 1/4" O.D.	12 1/2"
AY250	2 1/2" I.D.	2 1/2" O.D.	13"
AY300	3" I.D.	2 1/2" O.D.	13"

ACCESSORIES




ALUMINIZED OD - ID REDUCER
Reduces larger I.D. pipe to smaller O.D. pipe.

P/N	OD - ID	LENGTH
8663	1 ⁵ / ₈ " - 1 ¹ / ₂ "	4"
8661	1 ⁷ / ₈ " - 1 ³ / ₄ "	4 ¹ / ₂ "
8650	2" - 1 ¹ / ₂ "	4 ¹ / ₂ "
8651	2" - 1 ⁵ / ₈ "	4"
8902	2" - 1 ³ / ₄ "	5 ³ / ₄ "
8652	2" - 1 ⁷ / ₈ "	5 ¹ / ₈ "
8653	2 ¹ / ₄ " - 1 ³ / ₄ "	5"
8938	2 ¹ / ₄ " - 2"	4"
8941	2 ¹ / ₂ " - 2"	4"
8654	2 ¹ / ₂ " - 2"	9 ¹ / ₂ "
8942	2 ¹ / ₂ " - 2 ¹ / ₄ "	4"
8655	2 ¹ / ₂ " - 2 ¹ / ₄ "	9 ¹ / ₂ "
9600	3" - 2 ¹ / ₂ "	6 ¹ / ₄ "
9334	3" - 2 ³ / ₄ "	6"
9333	3 ¹ / ₂ " - 3"	6"
9722	4" - 3"	6"
9332	4" - 3 ¹ / ₂ "	6"
9331	5" - 4"	6"
9723	5" - 4 ¹ / ₂ "	6"
8969	6" - 5"	6"

ALUMINIZED ID - ID REDUCER
Reduces O.D. pipes of different sizes.

P/N	ID - ID	LENGTH
8920	1 ⁵ / ₈ " - 1 ¹ / ₂ "	4"
8921	1 ¹ / ₄ " - 1 ¹ / ₂ "	4"
8922	2" - 1 ¹ / ₂ "	4"
8923	2" - 1 ⁵ / ₈ "	4"
8944	2" - 1 ³ / ₄ "	4 ¹ / ₂ "
8945	2" - 1 ⁷ / ₈ "	4 ¹ / ₂ "
8924	2 ¹ / ₈ " - 2"	4"
8946	2 ¹ / ₄ " - 2"	4 ¹ / ₂ "
8947	2 ¹ / ₂ " - 2"	4 ¹ / ₂ "
8948	2 ¹ / ₂ " - 2 ¹ / ₄ "	4 ¹ / ₂ "
8952	2 ³ / ₄ " - 2 ¹ / ₂ "	6"
8953	3" - 2 ¹ / ₂ "	6"
8954	3" - 2 ³ / ₄ "	6"
8955	3 ¹ / ₂ " - 3"	6"
8956	4" - 3"	6"
8957	4" - 3 ¹ / ₂ "	8"
8958	5" - 4"	8"
9721	5" - 4 ¹ / ₂ "	6"
9335	6" - 5"	8"

REDUCERS



ALUMINIZED ID - OD REDUCER
Reduces larger O.D. pipe to smaller I.D. pipe.

P/N	ID - OD	LENGTH
8925	1 ¹ / ₂ " - 1 ³ / ₈ "	4"
8926	1 ⁵ / ₈ " - 1 ¹ / ₂ "	4"
8927	1 ³ / ₄ " - 1 ¹ / ₂ "	4"
8928	1 ³ / ₄ " - 1 ⁵ / ₈ "	4"
8929	1 ⁷ / ₈ " - 1 ¹ / ₂ "	4"
8935	1 ⁷ / ₈ " - 1 ³ / ₄ "	4 ¹ / ₂ "
8936	2" - 1 ³ / ₄ "	4 ¹ / ₂ "
8930	2" - 1 ¹³ / ₁₆ "	4"
8660	2" - 1 ⁷ / ₈ "	4"
8909	2 ¹ / ₈ " - 2"	5 ³ / ₄ "
8931	2 ¹ / ₄ " - 1 ⁷ / ₈ "	4"
8911	2 ¹ / ₄ " - 2"	5 ³ / ₄ "
8932	2 ¹ / ₄ " - 2 ¹ / ₈ "	4"
8913	2 ¹ / ₂ " - 2"	5 ³ / ₄ "
8940	2 ¹ / ₂ " - 2 ¹ / ₄ "	4 ¹ / ₂ "
8959	2 ³ / ₄ " - 2 ¹ / ₂ "	6"
8960	3" - 2 ¹ / ₂ "	6"
8961	3" - 2 ³ / ₄ "	6"
8962	3 ¹ / ₂ " - 3"	6"
8963	4" - 3"	6"
8964	4" - 3 ¹ / ₂ "	6"
8965	5" - 4"	6"
9336	6" - 5"	6"

ALUMINIZED OD - OD REDUCER
Reduces larger O.D. pipe to smaller I.D. pipe.

P/N	OD - OD	LENGTH
8904	2" - 1 ¹³ / ₁₆ "	5 ³ / ₄ "
8908	2 ¹ / ₈ " - 2"	7 ¹ / ₄ "
8657	2 ¹ / ₄ " - 2"	4"
8912	2 ¹ / ₄ " - 2"	5 ³ / ₄ "
8658	2 ¹ / ₂ " - 2"	9 ¹ / ₂ "
8659	2 ¹ / ₂ " - 2 ¹ / ₄ "	9 ¹ / ₂ "
9648	4" - 3"	8"
9649	5" - 4"	8"
9720	6" - 4"	6"
9650	6" - 5"	8"

CONNECTORS



ALUMINIZED ID - OD CONNECTOR

Connects I.D. and O.D. pipes of the same size.

P/N	ID - OD	LENGTH
8662	1½" - 1½"	4 ⁷ / ₈ "
13001	1½" - 1½"	12"
23001	1½" - 1½"	18"
23051	1½" - 1½"	24"
33001	1½" - 1½"	36"
13002	1 ⁵ / ₈ " - 1 ⁵ / ₈ "	12"
23002	1 ⁵ / ₈ " - 1 ⁵ / ₈ "	18"
8934	1¾" - 1¾"	4½"
13003	1¾" - 1¾"	12"
23003	1¾" - 1¾"	18"
23052	1¾" - 1¾"	24"
33002	1¾" - 1¾"	36"
8937	1 ⁷ / ₈ " - 1 ⁷ / ₈ "	4½"
13004	1 ⁷ / ₈ " - 1 ⁷ / ₈ "	12"
23004	1 ⁷ / ₈ " - 1 ⁷ / ₈ "	18"
23053	1 ⁷ / ₈ " - 1 ⁷ / ₈ "	24"
33003	1 ⁷ / ₈ " - 1 ⁷ / ₈ "	36"
8933	2" - 2"	5¾"
8906	2" - 2"	7¼"
13005	2" - 2"	12"
23005	2" - 2"	18"
23054	2" - 2"	24"
33004	2" - 2"	36"
8914	2 ¹ / ₈ " - 2 ¹ / ₈ "	4"
13006	2 ¹ / ₈ " - 2 ¹ / ₈ "	12"
23006	2 ¹ / ₈ " - 2 ¹ / ₈ "	18"
23055	2 ¹ / ₈ " - 2 ¹ / ₈ "	24"
33005	2 ¹ / ₈ " - 2 ¹ / ₈ "	36"

P/N	ID - OD	LENGTH
8939	2¼" - 2¼"	4½"
8915	2¼" - 2¼"	9½"
13007	2¼" - 2¼"	12"
23007	2¼" - 2¼"	18"
23056	2¼" - 2¼"	24"
33006	2¼" - 2¼"	36"
8943	2½" - 2½"	4½"
13008	2½" - 2½"	12"
23008	2½" - 2½"	18"
23057	2½" - 2½"	24"
33007	2½" - 2½"	36"
8975	3" - 3"	6"
13009	3" - 3"	12"
23009	3" - 3"	18"
23058	3" - 3"	24"
33008	3" - 3"	36"
8976	3½" - 3½"	6"
13010	3½" - 3½"	12"
9599	3½" - 3½"	18"
8991	4" - 4"	6"
13011	4" - 4"	12"
23010	4" - 4"	18"
23059	4" - 4"	24"
8978	5" - 5"	6"
13012	5" - 5"	12"
24712	5" - 5"	18"
23060	5" - 5"	24"
8979	6" - 6"	6"



ALUMINIZED ID - ID CONNECTOR

Connects O.D. pipes of the same size.

P/N	ID - ID	LENGTH
8916	1½" - 1½"	4"
23075	1½" - 1½"	18"
8949	1¾" - 1¾"	4½"
23076	1¾" - 1¾"	18"
8917	1 ⁷ / ₈ " - 1 ⁷ / ₈ "	4"
23077	1 ⁷ / ₈ " - 1 ⁷ / ₈ "	18"
14337	2" - 2"	4"
23078	2" - 2"	18"
8950	2 ¹ / ₈ " - 2 ¹ / ₈ "	4½"
8951	2¼" - 2¼"	4½"
23079	2¼" - 2¼"	18"
14338	2½" - 2½"	4"
23080	2½" - 2½"	18"
8980	2¾" - 2¾"	4"
13025	2¾" - 2¾"	12"
14339	3" - 3"	4"
14601	3" - 3"	6"
13026	3" - 3"	12"
14340	3½" - 3½"	4"
14602	3½" - 3½"	6"
13027	3½" - 3½"	12"
14603	4" - 4"	6"
14341	4" - 4"	4"
13028	4" - 4"	12"
14605	5" - 5"	6"
8974	6" - 6"	6"



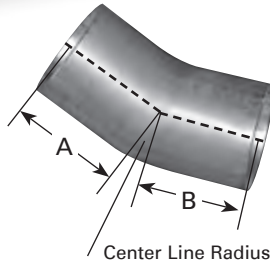
ALUMINIZED OD - OD CONNECTOR

Connects I.D. pipes of the same size.

P/N	OD - OD	LENGTH
8907	2" - 2"	5¾"
8918	2¼" - 2¼"	6"
8919	2½" - 2½"	4½"
8970	3" - 3"	6"
8971	3½" - 3½"	6"
8972	4" - 4"	8"
8973	5" - 5"	8"

ELBOWS

ELBOWS, SPLITTER T, Y PIPES



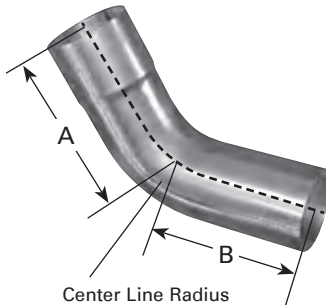
ALUMINIZED 15° ELBOWS

Both ends are O.D.

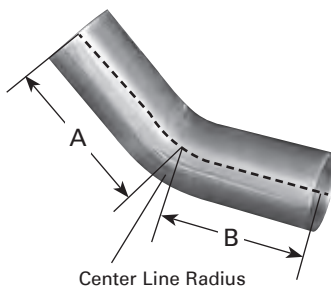
P/N	DIAMETER	LENGTH A-B	CENTERLINE RADIUS
10684	4"	2"-2"	4½"
10685	5"	4"-4"	8"

ALUMINIZED & CHROME 45° ELBOWS

One end is I.D., the other end is O.D.



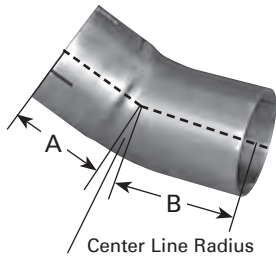
P/N ALUMINIZED	P/N CHROME	DIAMETER	STYLE	LENGTH A-B	CENTERLINE RADIUS
10311	—	2"	ID-OD	6"-6"	5"
10320	—	2¼"	ID-OD	6"-6"	4½"
10312	—	2½"	ID-OD	6"-6"	4"
10725	—	2½"	ID-OD	6"-6"	5"
10318	—	2¾"	ID-OD	6"-6"	5"
10313	—	3"	ID-OD	7"-7"	6"
10314	—	3½"	ID-OD	8"-8"	7"
10736	—	4"	ID-OD	5"-5"	4"
10726	—	4"	ID-OD	6"-6"	6"
10315	—	4"	ID-OD	9¼"-9¼"	8"
10727	—	4"	ID-OD	12"-12"	6"
10729	—	5"	ID-OD	7"-7"	8"
10730	809738	5"	ID-OD	8"-8"	10"
10317	809417	5"	ID-OD	12"-12"	8"
10731	—	5"	ID-OD	12"-12"	10"
10732	—	5"	ID-OD	15"-15"	8"



Both ends are O.D.

P/N ALUMINIZED	P/N CHROME	DIAMETER	STYLE	LENGTH A-B	CENTERLINE RADIUS
10562	—	2½"	OD-OD	6"-6"	5"
10742	—	3"	OD-OD	4"-4"	3"
10564	—	3"	OD-OD	7"-7"	6"
10565	—	3½"	OD-OD	8"-8"	7"
10743	—	4"	OD-OD	6"-6"	6"
10566	—	4"	OD-OD	8"-8"	4½"
10745	—	4"	OD-OD	12"-12"	6"
10567	—	5"	OD-OD	8"-8"	5½"
10746	809752	5"	OD-OD	8"-8"	8"
10747	809753	5"	OD-OD	15"-15"	8"
10748	—	6"	OD-OD	7"-7"	10"

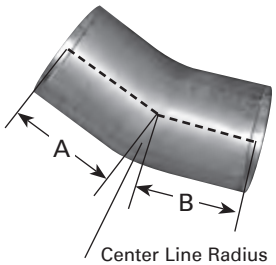
ELBOWS, SPLITTER, Y PIPES



ALUMINIZED 30° ELBOWS

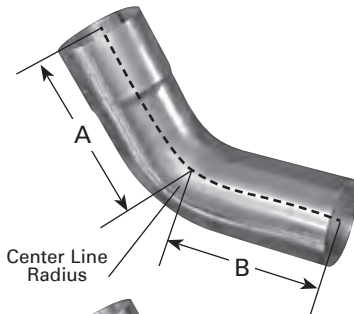
One end is I.D., the other end is O.D.

P/N	DIAMETER	STYLE	LENGTH A-B	CENTERLINE RADIUS
10631	3½"	ID-OD	4"-4"	5"
10632	4"	ID-OD	4"-4"	5"
10633	5"	ID-OD	4"-4"	6"



Both ends are O.D.

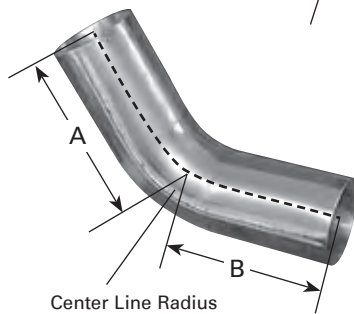
P/N	DIAMETER	STYLE	LENGTH A-B	CENTERLINE RADIUS
10636	4"	OD-OD	4"-4"	5"
10637	5"	OD-OD	4"-4"	6"



ALUMINIZED 60° ELBOWS

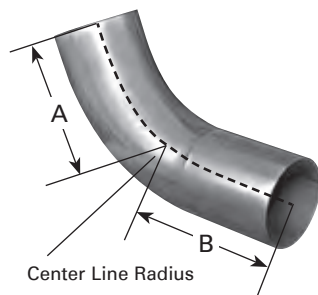
One end is I.D., the other end is O.D.

P/N	DIAMETER	STYLE	LENGTH A-B	CENTERLINE RADIUS
10639	3½"	ID-OD	8"-8"	5"
10640	4"	ID-OD	8"-8"	5"
10641	5"	ID-OD	8"-8"	6"



Both ends are O.D.

P/N	DIAMETER	STYLE	LENGTH A-B	CENTERLINE RADIUS
10644	4"	OD-OD	8"-8"	5"
10645	5"	OD-OD	8"-8"	6"



ALUMINIZED & CHROME 67° ELBOWS

Both ends are O.D.

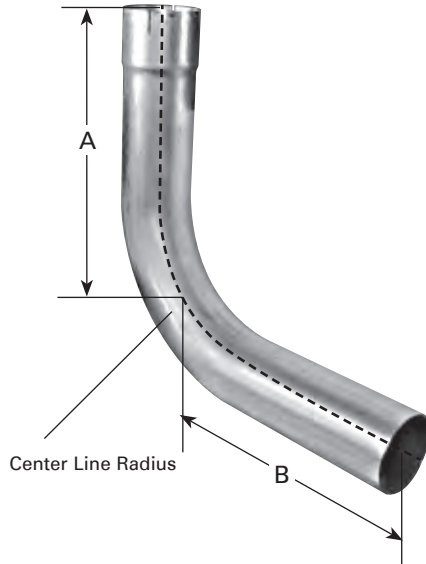
P/N ALUMINIZED	P/N CHROME	DIAMETER	STYLE	LENGTH A-B	CENTERLINE RADIUS
10560	809530	5"	OD-OD	7½"-11"	8"

ELBOWS

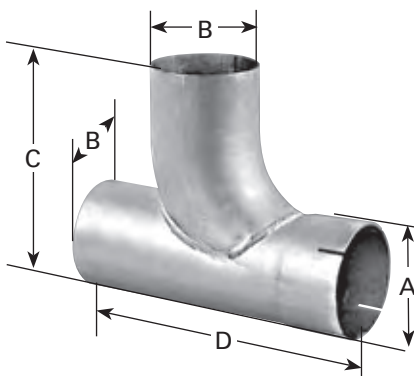
ELBOWS, SPLITTER T, Y PIPES

ALUMINIZED & CHROME 90° ELBOWS

One end is I.D., the other end is O.D.



P/N ALUMINIZED	P/N CHROME	DIAMETER	LENGTH A-B	CENTERLINE RADIUS
10922	—	1½"	6½"-6½"	4"
10670	—	1¾"	6¼"-6¼"	4"
10301	—	2"	11"-11"	5"
10671	—	2"	6¾"-6¾"	4"
10673	—	2¼"	6¾"-6¾"	4½"
10302	—	2¼"	10⅞"-10⅞"	5"
10672	—	2½"	6¾"-6¾"	4½"
10303	—	2½"	12"-12"	5"
10674	—	2¾"	6¾"-6¾"	5"
10675	—	3"	8"-8¼"	6"
10756	—	3"	8½"-8½"	5"
10757	—	3"	10"-12"	5"
10758	—	3"	12"-12"	5"
10304	—	3"	14"-14"	6"
10795	—	3½"	6¼"-6¼"	3½"
10759	—	3½"	9½"-9¾"	5"
10676	—	3½"	9"-9"	4½"
10305	—	3½"	16"-16"	7"
10681	—	4"	8"-8"	4½"
—	809621	4"	10"-10"	5"
10678	—	4"	10"-10"	4½"
10761	809770	4"	12"-12"	6"
10762	—	4"	16"-16"	8"
10306	809406	4"	18"-18"	8"
10764	—	5"	8½"-8½"	6"
10557	809771	5"	11"-11"	5½"
10680	809547	5"	11"-11"	7½"
10765	—	5"	15"-15"	8"
10554	809546	5"	15"-15"	10"
10766	—	5"	16½"-16½"	10"
10308	809408	5"	18"-18"	10"
10556	—	6"	15"-15"	10"



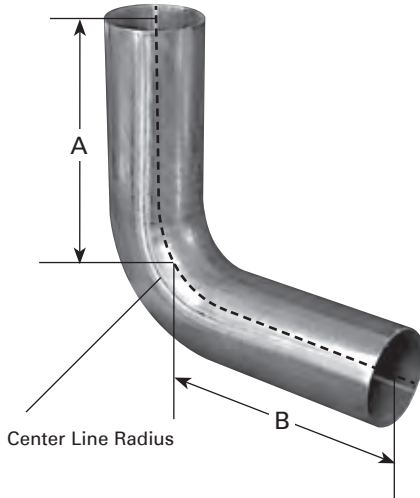
CONVENTIONAL "Y" PIPE

P/N	A	B	C	D
92698	4" ID	3" OD	8½"	14"
92678	4" ID	3½" OD	11"	15"
92679	4" ID	4" OD	9"	11"
92689	5" ID	5" OD	10½"	15"

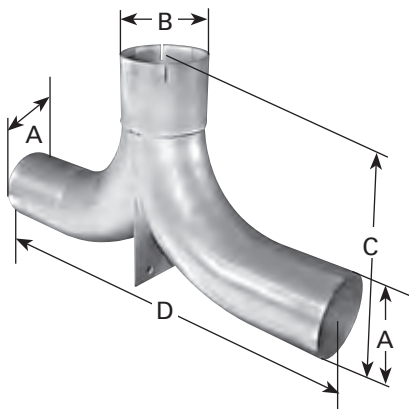
ELBOWS, SPLITTER, Y PIPES

ALUMINIZED & CHROME 90° ELBOWS

Both ends are O.D.



P/N ALUMINIZED	P/N CHROME	DIAMETER	LENGTH A-B	CENTERLINE RADIUS
10773	—	2"	9"-9"	5"
10774	—	2½"	12"-12"	5"
10337	—	3"	3"-3"	3½"
10776	—	3"	6"-6"	3"
10777	—	3"	7"-7"	3"
10534	—	3"	10"-10"	6"
10778	—	3"	14"-14"	8"
10794	—	3½"	6"-6"	3½"
10338	—	3½"	4"-4"	4"
10329	—	3½"	8"-8"	4"
10535	—	3½"	12"-12"	7"
10536	—	3½"	16"-16"	7"
10339	—	4"	4½"-4½"	4½"
10780	—	4"	7"-7"	5"
10781	—	4"	8"-8"	4"
10538	—	4"	9"-15"	4½"
10783	—	4"	10"-10"	6"
10539	—	4"	12"-12"	5½"
10797	—	4"	16"-16"	8"
10537	—	4"	18"-18"	8"
10340	—	5"	5½"-5½"	5½"
10784	—	5"	7½"-7½"	6"
10785	809795	5"	8½"-8½"	6"
10786	—	5"	9"-11½"	5½"
10787	—	5"	8½"-12½"	6"
10788	—	5"	8¾"-14¼"	5½"
10789	—	5"	9½"-9½"	6"
10541	—	5"	11"-16"	5½"
10791	—	5"	12"-12"	6"
—	809796	5"	12"-12"	8"
10796	—	5"	15"-15"	5½"
10540	—	5"	15"-15"	8"
10309	—	5"	20"-20"	8"



SPLITTER "T" ADAPTER PIPE

P/N WITHOUT BRACKET	P/N WITH BRACKET	A	B	C	D
92695	—	4" OD	4" ID	12"	20"
—	92673	4" OD	4" ID	11¼"	16"
—	92674	5" OD	5" ID	14"	25"
92696	—	5" OD	5" OD	11"	19"
92697	—	5" OD	5" ID	13½"	22"

ACCESSORIES

STRAIGHT TUBING

ALUMINIZED

- Manufactured from Aluminum Killed Deep Drawing Quality Steel - Prevents Splits and Wrinkles
- Re-aluminized Weld Seam - Better Appearance and Helps Prevent Corrosion
- All the Necessary Diameters, Lengths and Gauges For Your Bending Needs



STRAIGHT TUBING

ACCESSORIES

PART NO.	O.D.	GAUGE	LENGTH
BENDABLE ALUMINIZED TUBING			
112A1016	1 1/2"	16	10'
112A7516	1 1/2"	16	7.5'
134A1016	1 3/4"	16	10'
134A7516	1 3/4"	16	7.5'
178A1016	1 7/8"	16	10'
200A1014	2"	14	10'
200A1016	2"	16	10'
200A7514	2"	14	7.5'
200A7516	2"	16	7.5'
212A1014	2 1/2"	14	10'
212A7514	2 1/2"	14	7.5'
214A1014	2 1/4"	14	10'
214A7514	2 1/4"	14	7.5'
234A1014	2 3/4"	14	10'
300A1014	3"	14	10'
300A7514	3"	14	7.5'
300A1013	3"	13	10'
300A7513	3"	13	7.5'
312A1014	3 1/2"	14	10'
312A1016	3 1/2"	16	10'

PART NO.	O.D.	GAUGE	LENGTH
BENDABLE ALUMINIZED TUBING			
312A7516	3 1/2"	16	7.5'
400A1014	4"	14	10'
400A1016	4"	16	10'
400A7516	4"	16	7.5'
400A1414	4"	14	14'
412A1016	4 1/2"	16	10'
500A1016	5"	16	10'
512A1016	5 1/2"	16	10'
600A1016	6"	16	10'
800A1016	8"	16	10'
1000A1016	10"	16	10'

PART NO.	O.D.	GAUGE	LENGTH
BENDABLE 409 STAINLESS TUBING			
200S1016	2"	16	10'
214S1014	2 1/4"	14	10'
212S1014	2 1/2"	14	10'
300S1014	3"	14	10'
600S1016	6"	16	10'

PART NO.	O.D.	GAUGE	LENGTH
304 STAINLESS STEEL TUBING (NON-BENDABLE)			
312S1016	3 1/2"	16	10'
400S1016	4"	16	10'
500S1016	5"	16	10'

PART NO.	O.D.	GAUGE	LENGTH
COLD ROLLED STEEL			
400C1016	4"	16	10'
500C1016	5"	16	10'
600C1016	6"	16	10'

PART NO.	SIZE	LENGTH
ALUMINIZED STEEL TUBING (ONE END SWAGED & SLOTTED, OTHER END-O.D.)		
923120	3"	10'
924120	4"	10'
925120	5"	10'

silverline™

performance exhaust



THE SILVERLINE™ CHOICE

Silverline™ Performance Exhaust Systems are designed to improve vehicle performance by generating more horsepower and torque. Using precise measurements, the mandrel-bent tubing and increased pipe diameter ensure optimum exhaust flow for all Silverline vehicle-specific applications. Brought to you by ANSA, with over 50 years of exhaust experience, Silverline™ products offer innovative solutions for the Diesel Light Truck and Sport Compact markets!

PERFORMANCE OPTIONS FOR LIGHT DIESEL TRUCKS


Offering one of the broadest selections of exhaust upgrades for the Light Diesel Truck market, Silverline™ Systems are available in three material grades; T304 and 409 Stainless Steel, plus a more economical Aluminized version. All dual and single stainless steel exhaust kits are supplied with a double-wall T304 tip, while the aluminized kit can be customized by selecting from our array of tip styles, sizes and finishes. All Silverline Systems are designed to bolt-on and include pre-welded hangers and hardware to ensure a hassle-free installation.

For the Diesel Enthusiast, the Silverline™ Diesel Muffler is the key to the aggressive sound associated with these exhaust systems. With a free flow design, the strategically placed louvers provide sound-deadening control for a more pleasant in-cab ride, while still allowing the deep, rich sound of the diesel engine during acceleration.

For that "Big Rig" look, consider Silverline™ Stack systems. Universal single or dual in-bed stack bases are available for 4" and 5" systems and

can be topped with a variety of stack outlet designs and finishes – all available from Silverline. Base units are supplied with detailed installation instructions and necessary hardware, and are recommended for professional installation.





SPORT COMPACT SYSTEMS

Offering a bold look and sound, Silverline™ Cat-Back Systems are available for select import and domestic sport compacts. Made of aircraft quality T304 stainless steel, all systems are finished to a high-polished sheen, including the welds, for a totally seamless appearance. A straight-through non-restrictive muffler provides dyno-confirmed back pressure reduction while optional resonated tip designs maintain a controlled sound.

TIPS AND ACCESSORIES

Rounding out the Silverline range is a comprehensive offering of universal stainless steel tips for import and domestic light trucks, cars and specialty applications. Featuring top quality materials in either bolt-on or weld-on styles, we offer an extensive range of styles in a variety of finishes – including chromed. With the recent addition of ANSA® and Silverline™ brands to the AP Exhaust Technologies Group, the company now brings a complete solution for performance exhaust customization to the professional installer market. AP's Xlerator® brand of performance products offers an extensive range of universal performance mufflers, glasspacks and accessories, as well as mandrel-bent and Max-Fit exhaust systems for gas trucks and popular muscle cars.



silverline™

performance exhaust



THREE STEEL TYPES: WHAT IS THE DIFFERENCE?

Silverline offers three types of diesel exhaust systems, the T304 Series, the 409 Series and Aluminized. While similar in design, there are differences in the raw material used to construct the systems. The four main variables purchasers should be aware of include: corrosion resistance, temperature endurance, finish quality and price. For the diesel owner who only wants the best, top of the line T304 stainless steel offers superior resistance to corrosion, can be polished to a mirror bright finish and is able to withstand high levels of heat. The Silverline 409 stainless series is value-priced and a type of steel used in exhaust manufacturing for many years. Aluminized steel is lighter both in color and in weight than stainless steel and is priced lower than the other Silverline systems. All Silverline stainless diesel exhaust kits come with highly polished premium stainless tip(s). For further product information ask your ANSA sales representative or visit us online at www.SilverlineExhaust.com.

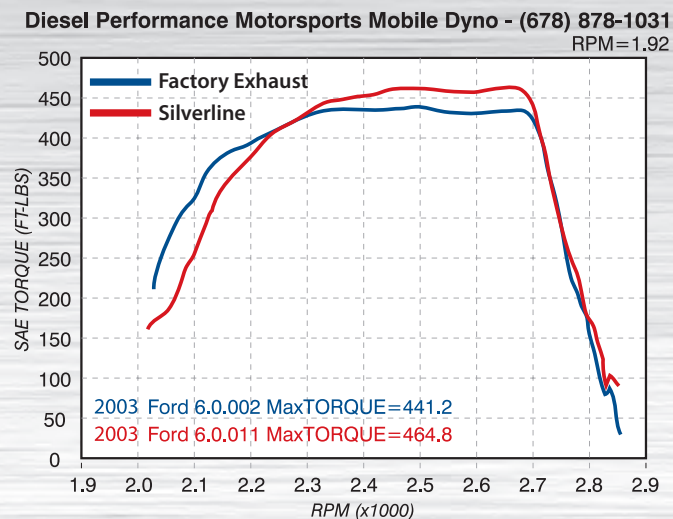
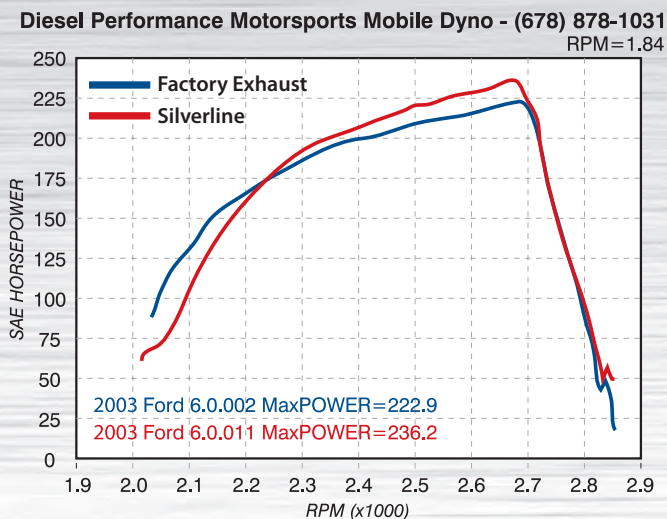
STEEL TYPE	DESCRIPTION	CORROSION RESISTANCE	RESIST HEAT SCALING	FINISH CAPABILITIES	LIST PRICE
T304 Stainless	Austenitic grade stainless, 18% chromium & 8% nickel	Best	Best (1650°F)	Mirror-like polish	\$900-1,800
409 Stainless	Ferritic grade stainless, 19% chromium	Better	Better (1450°F)	Matte polish	\$600-1,100
Aluminized	High-gauge sheet metal coated with an aluminum/silicon alloy coating	Good	Good (1250°F)	Light satin finish	\$500-800

WHY CHOOSE SILVERLINE™ STAINLESS DIESEL EXHAUST?

- Enhanced sound
- Improved appearance
- Increased performance
- Extended life of the exhaust
- Stainless steel tip included
- Better fuel mileage
- Lower exhaust gas temperatures



PROVEN RESULTS



HORSEPOWER & TORQUE

Silverline diesel performance exhaust systems generate more horsepower and torque while reducing exhaust gas temperatures. Independently conducted dyno testing has proven that Silverline exhaust systems improve performance by as much as 13 horsepower and 23 ft. lbs. of torque!

THE FINISHING TOUCH

Each Silverline Stainless Diesel System comes with a high-polished premium stainless steel tip! The 4" systems are currently offered with a bolt-on 5" double wall tip, beveled to one finished edge. This multi-layer design helps prevent discoloration caused by extreme heat. For Diesel aluminized kits, gas truck or car applications, choose a universal stainless tip from a variety of style, sizes and finishes, including chrome over stainless.



WARRANTY COVERAGE ON SILVERLINE™ EXHAUST

All Silverline T304 Stainless Steel Diesel Systems are covered by a Limited Lifetime Warranty. All Silverline 409 Stainless Steel Systems are covered by a 5-year Limited Warranty. Aluminized Steel systems are covered with a one year warranty. For complete details about the warranty coverage on these and all other Silverline products, please visit our website at www.SilverlineExhaust.com.



SILVERLINE TIPS WITH LOGO

STAINLESS TRUCK TIPS

45° SLASH CUT ANGLE TIPS WITH NECK

PART NO.	INLET ID	OUTLET DIAMETER	OVERALL LENGTH
TK3012S	2 1/4"	3"	12"
TK3018S	2 1/4"	3"	18"
TK3022S	2 1/4"	3"	22"
TK3512S	2 1/4"	3 1/2"	12"
TK3518S	2 1/4"	3 1/2"	18"
TK3522S	2 1/4"	3 1/2"	22"
TK3518S25	2 1/2"	3 1/2"	18"
TK3522S25	2 1/2"	3 1/2"	22"
TK4012S	2 1/4"	4"	12"
TK4018S	2 1/4"	4"	18"
TK4022S	2 1/4"	4"	22"
TK4018S25	2 1/2"	4"	18"



TK4018S

All Silverline TK Tips are Premium Quality T304 Polished Stainless and feature the Silverline™ Logo.

20° ANGLE ROLLED TIPS WITH NECK

PART NO.	INLET ID	OUTLET DIAMETER	OVERALL LENGTH
TK3012SR	2 1/4"	3"	12"
TK3018SR	2 1/4"	3"	18"
TK3022SR	2 1/4"	3"	22"
TK3512SR	2 1/4"	3 1/2"	12"
TK3518SR	2 1/4"	3 1/2"	18"
TK3522SR	2 1/4"	3 1/2"	22"
TK3512SR25	2 1/2"	3 1/2"	12"
TK3518SR25	2 1/2"	3 1/2"	18"
TK3522SR25	2 1/2"	3 1/2"	22"
TK4012SR	2 1/4"	4"	12"
TK4018SR	2 1/4"	4"	18"
TK4022SR	2 1/4"	4"	22"
TK4018SR25	2 1/2"	4"	18"



TK3512SR

SILVERLINE

All Silverline TK Tips are Premium Quality T304 Polished Stainless and feature the Silverline™ Logo.

DIESEL TRUCK TIPS

ROLLED ANGLE TRUCK TIPS

PART NO.	INLET ID	OUTLET DIAMETER	OVERALL LENGTH
TK4012SR35	3 1/2"	4"	12" Without Bolt
TK5012SR	4"	5"	12" Without Bolt
TK5012SRB	4"	5"	12" With Bolt
TK5012SRB5	5"	5"	12" With Bolt
TK6018SRB	4"	6"	18" With Bolt
TK6018SRB5	5"	6"	18" With Bolt



TK6018SRB

All Silverline TK Tips are Premium Quality T304 Polished Stainless and feature the Silverline™ Logo.



DOUBLE WALL TRUCK TIPS

PART NO.	INLET ID	OUTLET DIAMETER	OVERALL LENGTH
TK5012DWB	4"	5"	12" Pencil Cut with Bolt
TK5012DWBS	4"	5"	12" Slant Cut with Bolt

All Silverline TK Tips are Premium Quality T304 Polished Stainless and feature the Silverline™ Logo.

TURN DOWN TRUCK TIPS

PART NO.	INLET ID	OUTLET DIAMETER	OVERALL LENGTH
TK4012TDB	4"	4"	12" With Bolt
TK5012TDB4	4"	5"	12" With Bolt

All Silverline TK Tips are Premium Quality T304 Polished Stainless and feature the Silverline™ Logo.



SILVERLINE TIPS WITH LOGO

SPECIALTY TIPS - T304 STAINLESS

	PART NO.	INLET ID	OUTLET	OVERALL LENGTH	STYLE
	TK7840	2 1/2"	6" x 2"	10"	Camaro "seamless"
	TK7850	2 1/2"	7 3/4" x 2"	10"	Camaro "seamless"
	TK7860	2 1/4"	7 3/4" x 2"	10"	Camaro "seamless", offset center
	TK7809	2 1/4"	3"	7"	Beveled Inner
	TK7819	2 1/4"	4 1/2" x 3"	7"	Oval Double Wall
	TK7839	2 1/2"	5 1/4" x 3 1/4"	7 1/2"	Oval
	TK7855	2 1/4"	3" x 4"	7"	Oval Rolled

SPECIALTY TIPS - T304 STAINLESS

PART NO.	INLET ID	OUTLET	OVERALL LENGTH	STYLE	
TK7864C	3"	3 1/2"	9 1/2"	Chrome Over, Angle	
TK7865C	2 1/2"	3 1/2"	5 1/2"	Chrome Over, Angle	
TK7867C	2 3/8"	4 1/2" x 3 1/2"	5 1/2"	Chrome Over, Oval	
TK7868C	2 1/2"	3 1/2"	16"	Chrome Over, Angle	
TK7869C	2 1/2"	3" x 2 1/2"	10"	Chrome Over, Dual Oval	
TK9001	2 1/2"	3"	4"	Chrome Over, Angle	
TK9002	2 1/2"	3"	9 3/4"	Chrome Over Offset Dual - Right	
TK9003	2 1/2"	3"	9 3/4"	Chrome Over Offset Dual - Left	
TK9004	2 1/2"	3"	9 3/4"	Chrome Over Angle Dual, Left or Right	


SILVERLINE TIPS *NO LOGO*



T304 STAINLESS TIPS

45° ANGLE CUT TIPS

PART NO.	INLET ID	OVERALL SIZE
XSAC200	2"	9" x 2 1/4"
XSAC214	2 1/4"	9" x 2 1/2"
XSAC212	2 1/2"	9" x 2 3/4"
XSAC312214	2 1/4"	12" x 3"
XSAC316	2"	16" x 3"
XSAC316214	2 1/4"	16" x 3"
XSAC318	2 1/4"	18" x 3"
XSAC318212	2 1/2"	18" x 3"
XSAC324	2 1/2"	24" x 3"
XSAC31212	2 1/4"	12" x 3 1/2"
XSAC31216	2 1/4"	16" x 3 1/2"
XSAC31218	2 1/4"	18" x 3 1/2"
XSAC31218212	2 1/2"	18" x 3 1/2"
XSAC31222	2 1/4"	22" x 3 1/2"
XSAC31222212	2 1/2"	22" x 3 1/2"
XSAC412	2 1/2"	12" x 4"
XSAC418	2 1/2"	18" x 4"
XSAC422214	2 1/4"	22" x 4"



INSIDE ROLL - ANGLE CUT TIPS

PART NO.	INLET ID	OVERALL SIZE
XSRAC316	2 1/4"	16" x 3"
XSRAC31212	2 1/4"	12" X 3 1/2"
XSRAC31216	2 1/4"	16" x 3 1/2"
XSRAC31218	2 1/4"	18" x 3 1/2"
XSRAC31222	2 1/2"	22" x 3 1/2"
XSRAC418	2 1/2"	18" x 4"




INSIDE ROLL - STRAIGHT CUT TIPS

PART NO.	INLET ID	OVERALL SIZE
XSBRPT50124	4" Bolt On	12" x 5"
XSBRPT50125	5" Bolt On	12" X 5"



INSIDE ROLL - ANGLE CUT TIPS

PART NO.	INLET ID	OVERALL SIZE
XSBRAC40124	4" Bolt On	12" x 4"
XSBRAC50124	4" Bolt On	12" x 5"
XSBRAC50125	5" Bolt On	12" x 5"
XSBRAC50184	4" Bolt On	18" x 5"
XSBRAC50185	5" Bolt On	18" x 5"
SV5012SR	4" No Bolt	12" x 5"



PENCIL TIPS


PART NO.	INLET ID	OVERALL SIZE
XSRPT200	2"	9" x 2 1/4"
XSRPT214	2 1/4"	9" x 2 1/2"
XSRPT212	2 1/2"	9" x 2 3/4"




TURN-DOWN TIPS

PART NO.	INLET ID	OVERALL SIZE
XSTD300	3"	16" x 3"
XSTD312	3 1/2"	16" X 3 1/2"
XSTD400	4"	18" x 4"


T304 STAINLESS SPECIALTY TIPS



1



2



3




4



5



6



7



8

SPECIALITY TIPS

PART NO.	INLET ID	OVERALL SIZE	TYPE
SV7840	2 1/2"	6" x 2" - OAL 10"	1
XSCAM214	2 1/4"	7 3/4" x 2" - OAL 10"	1
XSCAM212	2 1/2"	7 3/4" x 2" - OAL 10"	1
XSSDW4128	2 1/4"	9" x 4 1/2"	2
XSDW3002	2"	6 1/4" x 3"	3
XSDW41210	2 1/4"	3 1/4" x 3 3/4" - OAL 7"	4
XSRPT3507	2 1/4"	7" x 3 1/2"	4
XSOR512	2 1/2"	5 1/4" x 3 1/4" - OAL 7 1/2"	5
XSMS625L	2 1/4"	6 1/4" x 3 3/4" - OAL 12"	6
XSMS625R	2 1/4"	6 1/4" x 3 3/4" - OAL 12"	6
XSRS600	2 1/4"	6" Oval - OAL 9"	7
SV7866	2 1/2"	4" - OAL 7"	8

SILVERLINE TIPS *NO LOGO*

T304 STAINLESS SPECIALTY TIPS



CHEVY BOWTIE TIPS

PART NO.	INLET ID	OVERALL SIZE
XSCB214	2 1/4"	8" x 4 3/4"
XSCB212	2 1/2"	8" x 4 3/4"
XSCB300	3"	8" x 4 3/4"




HONDA/ACURA TIP - TAP ON

PART NO.	INLET ID	OVERALL SIZE
9816	For 1 1/2" Pipe	5 1/2" x 1 1/2"



IMPALA TIP - BOLT ON

PART NO.	INLET ID	OVERALL SIZE
ST1253S	2 1/4"	5 1/2" x 3"



TOYOTA/LEXUS TIP


PART NO.	INLET ID	OUTLET	LENGTH
9850	w/ Mounting Saddle for 2" Pipe	2 3/4" x 3 7/16"	5 1/16"

CHROME TIPS




45° ANGLE CUT TIPS

PART NO.	INLET ID	OVERALL SIZE
XAC112	1 1/2"	8" x 1 3/4"
XAC134	1 3/4"	8" x 2"
XAC200	2"	9" x 2 1/4"
XAC214	2 1/4"	9" x 2 1/2"
XAC212	2 1/2"	9" x 2 3/4"
XAC312	2"	12" x 3"
XAC312214	2 1/4"	12" x 3"
XAC316	2"	16" x 3"
XAC316214	2 1/4"	16" x 3"
XAC3163	3"	16" x 3"
XAC322	2"	22" x 3"
XAC3223	3"	22" x 3"
XAC324	2"	24" x 3"
XAC324214	2 1/4"	24" x 3"
XAC31212	2 1/4"	12" x 3 1/2"
XAC31216	2 1/4"	16" x 3 1/2"
XAC312163	3"	16" x 3 1/2"
XAC31218	2 1/4"	18" x 3 1/2"
XAC31222	2 1/4"	22" x 3 1/2"
XAC31222212	2 1/2"	22" x 3 1/2"
XAC312223	3"	22" x 3 1/2"
XAC412	2 1/2"	12" x 4"
XAC412312	3 1/2"	12" x 4"
XAC4124	4"	12" x 4"
XAC416312	3 1/2"	16" x 4"
XAC418	2 1/2"	18" x 4"
XAC4183	3"	18" x 4"
XAC4184	4"	18" x 4"
XAC422	2 1/2"	22" x 4"
XAC4223	3"	22" x 4"
XAC424	2 1/2"	24" x 4"
XAC5124	4"	12" x 5"
XAC518	2 1/2"	18" x 5"
XAC5184	4"	18" x 5"
XAC524	2 1/2"	24" x 5"
XAC6184	4"	18" x 6"



INSIDE ROLL - ANGLE CUT TIPS

PART NO.	INLET ID	OVERALL SIZE
XRAC312	2"	12" x 3"
XRAC316	2"	16" x 3"
XRAC324	2"	24" x 3"
XRAC31212	2 1/4"	12" x 3 1/2"
XRAC312123	3"	12" x 3 1/2"
XRAC31216	2 1/4"	16" x 3 1/2"
XRAC31218	2 1/4"	18" x 3 1/2"
XRAC31222	2 1/4"	22" x 3 1/2"
XRAC412	2 1/2"	12" x 4"
XRAC418	2 1/2"	18" x 4"
XRAC422	2 1/2"	22" x 4"



INSIDE ROLL - PENCIL TIPS

PART NO.	INLET ID	OVERALL SIZE
XRPT134	1 3/4"	8" x 2 1/2"
XRPT200	2"	9" x 2 1/4"
XRPT214	2 1/4"	9" x 2 1/2"
XRPT212	2 1/2"	9" x 2 3/4"
XRPT3006	2"	6" x 3"
XRPT3506	2 1/4"	6" x 3 1/2"
XRPT4006	2 1/2"	6" x 4"
XRPT4012	2 1/2"	12" x 4"
XRPT4018	2 1/2"	18" x 4"
XRPT5012	2 1/2"	12" x 5"
XRPT5018	2 1/2"	18" x 5"
XRPT3512	2 1/4"	12" x 3 1/2"
XRPT35123	3"	12" x 3 1/2"
XRPT4012312	3 1/2"	12" x 4"

SILVERLINE TIPS *NO LOGO*

CHROME TIPS



PENCIL TIPS

PART NO.	INLET ID	OVERALL SIZE
XPT112	1 1/2"	8" x 1 3/4"
XPT134	1 3/4"	8" x 2"
XPT200	2"	9" x 2 1/4"
XPT214	2 1/4"	9" x 2 1/2"
XPT212	2 1/2"	9" x 2 3/4"
XPT312	2"	12" x 3"
XPT3123	3"	12" x 3"
XPT316	2"	16" x 3"
XPT3203	3"	20" x 3"
XPT324	2"	24" x 3"
XPT31212	2 1/4"	12" x 3 1/2"
XPT312123	3"	12" x 3 1/2"
XPT31218	2 1/4"	18" x 3 1/2"
XPT31220	2 1/4"	20" x 3 1/2"
XPT312203	3"	20" x 3 1/2"
XPT4124	4"	12" x 4"
XPT416	2 1/2"	16" x 4"
XPT4184	4"	18" x 4"



DUAL PENCIL TIP

PART NO.	INLET ID	OVERALL SIZE
XDP200	2"	11" x 5 1/2" (outlet 2 1/4")



DUAL ANGLE CUT TIP

PART NO.	INLET ID	OVERALL SIZE
XDA200	2"	11" x 5 1/2" (outlet 2 1/4")



TURN DOWN TIPS


PART NO.	INLET ID	OVERALL SIZE
XTD112	1 1/2"	8" x 1 3/4"
XTD134	1 3/4"	8" x 2"
XTD200	2"	9" x 2 1/4"
XTD214	2 1/4"	11" x 2 1/2"
XTD212	2 1/2"	13" x 2 1/2"



SPECIALTY TURN DOWN TIP - BOLT ON


PART NO.	INLET ID	LENGTH
9818	1 7/8"	11"

CHROME TIPS



SPECIALTY CHROME TIPS - BOLT ON

PART NO.	INLET ID	LENGTH
9821	1 1/2"	5 1/4"
9822	1 3/4"	5 1/4"
9817	1 7/8"	3 3/8"
9820	2"	5 1/4"
9819	2 1/4"	5 1/4"



CHEVELLE TIPS

PART NO.	INLET ID	OUTLET	OVERALL LENGTH	PIPE DIAMETER
XWS200	2"	1 3/4" x 3"	7"	2 1/2"
XWT200	2"	1 3/4" x 3 3/4"	9"	3"
XWT212	2 1/2"	1 3/4" x 3 3/4"	9"	3"
XBT200	2"	2" x 3"	9"	3"
XST200	2"	2 3/4" x 2 7/8"	12"	3"
XWT214	2 1/4"	1 3/4" x 3 3/4"	9"	3"
XCT410	2 1/2"	1 3/4" x 4"	10"	4"



DUAL TRANS AM TIP

PART NO.	INLET ID	OUTLET
XDT214	2 1/4"	12" x 2 1/2"



FOREIGN CAR TIPS

PART NO.	INLET ID	OUTLET
XFC112	1 1/2"	6" x 1 3/4"
XFC134	1 3/4"	6" x 2"
XFC200	2"	6" x 2 1/4"

TAIL SPOUTS



STYLE A


STYLE B

NAT = No Angle Trim (outlet)

PART NO. ALUMINIZED STYLE A (OD)	PART NO. CHROME STYLE A (OD)	PART NO. ALUMINIZED STYLE B (ID)	PART NO. CHROME STYLE B (ID)	DIAMETER	LENGTH
10921	--	--	--	2"	8" NAT
20824	--	--	--	2"	15" NAT
14342	--	--	--	2 1/4"	12"
14343	--	--	--	2 1/2"	10"
14634	--	--	--	2 3/4"	12"
24344	--	14618	814621	3"	12"
--	--	--	824000	3"	18"
24345	--	14619	814622	3 1/2"	12"
--	--	24938	824001	3 1/2"	18"
24346	--	14620	814620	4"	12"
24717	824720	24713	824718	4"	18"
24718	824723	24714	824717	5"	18"
24347	--	24672	824673	5"	20"
--	--	24696	--	6"	20"

Recommended for passenger cars and trucks not equipped with a tail pipe. Can also be used with tractor mufflers to deflect exhaust gases away from the operator. For horizontal or vertical mounting.

LIGHT DIESEL TRUCK SYSTEMS



CHEVY/GMC

CHEVY/GMC DURAMAX 6.6


CAT-BACK SYSTEMS

YEAR	PART #	SYSTEM	KIT TYPE	MATERIAL
2001-2005	CS102409	4"	SINGLE Cat-back	409 Stainless
	CS104	4"	DUAL Cat-back	T304 Polished Stainless
	CS104409	4"	DUAL Cat-back	409 Stainless
2006 - 2007	CS105409	4"	SINGLE Cat-back	409 Stainless



PERFORMANCE FEATURES

- Dyno-proven Horsepower and Torque Gains
- All Kits feature Mandrel Bent Pipe
- All Kits fit all Wheel-Bases (excluding Commercial Trucks)
- All Silverline STAINLESS KITS come with T304 polished stainless, double-wall tips



CHEVY/GMC

CHEVY/GMC DURAMAX 6.6

TURBO-BACK SYSTEMS

YEAR	PART #	SYSTEM	KIT TYPE	MATERIAL
2001-2007	CS101	4"	SINGLE Turbo-back Δ	T304 Polished Stainless
	CS101409	4"	SINGLE Turbo-back Δ	409 Stainless
	CS101A*	4"	SINGLE Turbo-back Δ	Aluminized Steel
	CS501A*	5"	SINGLE Turbo-back Δ	Aluminized Steel
	CS103409	4"	DUAL Turbo-back Δ	409 Stainless

* Tip not included - purchase separately
 Δ FOR OFFROAD AND RACING USE ONLY



CHEVY/GMC DURAMAX 6.6

PARTICULATE-BACK SYSTEMS

YEAR	PART #	SYSTEM	KIT TYPE	MATERIAL
2008-2010	CS107409	5"	SINGLE DPF-back	409 Stainless

5" DPF-Back Systems do not have a Muffler

LIGHT DIESEL TRUCK SYSTEMS

DODGE/RAM

DODGE CUMMINS 5.9L

TURBO-BACK SYSTEMS

YEAR	PART #	SYSTEM	KIT TYPE	MATERIAL
1994-2002	DS101	4"	SINGLE Turbo-back ▲	T304 Polished Stainless
	DS101409	4"	SINGLE Turbo-back ▲	409 Stainless
	DS101A*	4"	SINGLE Turbo-back ▲	Aluminized Steel
	DS501A*	5"	SINGLE Turbo-back ▲	Aluminized Steel
	DS104 DS104409	4" 4"	DUAL Turbo-back ▲ DUAL Turbo-back ▲	T304 Polished Stainless 409 Stainless

* Tip not included - purchase separately
▲ FOR OFFROAD AND RACING USE ONLY

DODGE CUMMINS 5.9L (PRE-600)

TURBO-BACK SYSTEMS

YEAR	PART #	SYSTEM	KIT TYPE	MATERIAL
2003-2004	DS103	4"	SINGLE Turbo-back ▲	T304 Polished Stainless
	DS103409	4"	SINGLE Turbo-back ▲	409 Stainless
	DS103A*	4"	SINGLE Turbo-back ▲	Aluminized
	DS102 DS102409	4" 4"	DUAL Turbo-back ▲ DUAL Turbo-back ▲	T304 Polished Stainless 409 Stainless


* Tip not included - purchase separately
▲ FOR OFFROAD AND RACING USE ONLY



PERFORMANCE FEATURES

- Dyno-proven Horsepower and Torque Gains
- All Kits feature Mandrel Bent Pipe
- All Kits fit all Wheel-Bases (excluding Commercial Trucks)
- All Silverline STAINLESS KITS come with T304 polished stainless, double-wall tips

DODGE/RAM



DODGE CUMMINS 5.9L 600

TURBO-BACK SYSTEMS

YEAR	PART #	SYSTEM	KIT TYPE	MATERIAL
2004-2007	DS105 ◇	4"	SINGLE Turbo-back △	T304 Polished Stainless
	DS105409 ◇	4"	SINGLE Turbo-back △	409 Stainless
	DS105A* ◇	4"	SINGLE Turbo-back △	Aluminized Steel
	DS107409	5"	SINGLE Turbo-back △	409 Stainless
	DS106409	4"	DUAL Turbo-back △	409 Stainless

* Tip not included - purchase separately
 ◇ For Mega-Cab, DCK3 required
 △ FOR OFFROAD AND RACING USE ONLY

DODGE CUMMINS 6.7L 600

PARTICULATE-BACK SYSTEMS

YEAR	PART #	SYSTEM	KIT TYPE	MATERIAL
2008-2010	DS109409	5"	SINGLE Particulate-back	409 Stainless
	DS110409	4"	DUAL Particulate-back	409 Stainless

5" DPF-Back Systems do not have a Muffler

LIGHT DIESEL TRUCK SYSTEMS



FORD

FORD POWERSTROKE 7.3

TURBO-BACK SYSTEMS

YEAR	PART #	SYSTEM	KIT TYPE	MATERIAL
1994-1997	FS100A*	4"	SINGLE Turbo-back / 3" Turbo Flange Δ	Aluminized Steel
1999-2002	FS101	4"	SINGLE Turbo-back Δ	T304 Polished Stainless
	FS101409	4"	SINGLE Turbo-back Δ	409 Stainless
	FS101A*	4"	SINGLE Turbo-back Δ	Aluminized Steel
	FS501A*	5"	SINGLE Turbo-back Δ	Aluminized Steel
	FS107409	4"	DUAL Turbo-back Δ	409 Stainless

* Tip not included - purchase separately
Δ FOR OFFROAD AND RACING USE ONLY

FORD EXCURSION 7.3

TURBO-BACK SYSTEM

YEAR	PART #	SYSTEM	KIT TYPE	MATERIAL
1999-2002	FS102409	4"	SINGLE Turbo-back Δ	409 Stainless

Δ FOR OFFROAD AND RACING USE ONLY


FORD POWERSTROKE 6.0

CAT-BACK SYSTEMS

YEAR	PART #	SYSTEM	KIT TYPE	MATERIAL
2003-2007	FS103	4"	SINGLE Cat-back	T304 Polished Stainless
	FS103409	4"	SINGLE Cat-back	409 Stainless
	FS106	4"	DUAL Cat-back	T304 Polished Stainless
	FS106409	4"	DUAL Cat-back	409 Stainless

PERFORMANCE FEATURES

- Dyno-proven Horsepower and Torque Gains
- All Kits feature Mandrel Bent Pipe
- All Kits fit all Wheel-Bases (excluding Commercial Trucks)
- All Silverline STAINLESS KITS come with T304 polished stainless, double-wall tips



FORD POWERSTROKE 6.0

TURBO-BACK SYSTEMS

YEAR	PART #	SYSTEM	KIT TYPE	MATERIAL
2003-2007	FS104	4"	SINGLE Turbo-back ▲	T304 Polished Stainless
	FS104409	4"	SINGLE Turbo-back ▲	409 Stainless
	FS104A*	4"	SINGLE Turbo-back ▲	Aluminized Steel
	FS504A*	5"	SINGLE Turbo-back ▲	Aluminized Steel
	FS105409	4"	DUAL Turbo-back ▲	409 Stainless

* Tip not included - purchase separately

▲ FOR OFFROAD AND RACING USE ONLY

FORD POWERSTROKE 6.4

PARTICULATE-BACK SYSTEMS

YEAR	PART #	SYSTEM	KIT TYPE	MATERIAL
2008-2010	FS109409	5"	SINGLE Particulate-back	409 Stainless

5" DPF-Back Systems do not have a Muffler



LIGHT DIESEL STACK SYSTEMS

UNIVERSAL IN-BED STACK BASE KITS



Detail of black powder coat

Made from either high quality Stainless Steel or Aluminized Steel, both with optional black powder-coated finishes, our in-bed single or dual base kits are designed and engineered for the wide range of Silverline Stacks. All stack base kits are supplied with the necessary hardware to assemble and install the base unit and attach the stack to the stack base. Stacks and stack mounting clamps are sold separately.

Visit the [Silverline Stacks](#) page on our website to access the [Stack Install Video](#) link.



SINGLE INLET, SINGLE OUTLET BASE KITS

Supplied with all necessary clamps for base assembly and stack attachment at base

PART #	INLET SIZE	OUTLET(S) SIZE	MATERIAL
DSKUNO	4"	5"	409 Stainless with T304 Flex
DSKUNO5B	5"	5"	Black Powder-Coated Aluminized with T304 Flex

Compatible stacks and mounting clamps - see pages 144 - 147



SINGLE INLET DUAL OUTLET BASE KITS

Supplied with all necessary clamps for base assembly and stack attachment at base

PART #	INLET SIZE	OUTLET(S) SIZE	MATERIAL
DSK000	4"	5"	409 Stainless with T304 Flex
DSK000B	4"	5"	Black Powder-Coated 409 Stainless with T304 Flex
DSK0005B	5"	5"	Black Powder-Coated Aluminized with T304 Flex

Compatible stacks and mounting clamps - see pages 144 - 147

4" TURBO-BACK PIPE KITS FOR STACK CONVERSIONS

For increased performance and ease of installation, these optional 4" pipe kits replace the factory front pipes, providing for a complete 4" stack exhaust system. Silverline Pipe Kits are precision manufactured and made from high quality stainless steel and are compatible with all Silverline universal stack base units.



PART #	PIPE SIZE	MAKE/MODEL	YEAR
CS101409PK ▲	4"	Chevy Duramax 6.6	2001-2007
DS101409PK ▲	4"	Dodge Cummins 5.9	1994-2002
DS103409PK ▲	4"	Dodge Cummins 5.9	2003-2004 (pre 600)
DS105409PK ▲	4"	Dodge Cummins 5.9	2004-2007
FS101409PK ▲	4"	Ford Powerstroke 7.3	1999-2002
FS104409PK ▲	4"	Ford Powerstroke 6.0	2003-2007

▲ FOR OFFROAD AND RACING USE ONLY



LIGHT DIESEL STACK SYSTEMS

STAINLESS STACKS

All Silverline stacks and stack components are made from high quality materials offering superior quality and durability. Plus, Silverline Stainless Steel Stacks are available in a choice of finishes – mirror polished stainless steel or our new and exclusive, MIDNIGHT BLACK! The 6" stack is available in angle cut or the new 30° AUSSIE style turn-out. The 8" stack is available with the popular and aggressive 45° angle cut.

New options now available in chrome, too! See pages 146-147

SLANT CUT STACKS

PART #	STACK SIZE	STACK INLET	OVERALL LENGTH	MATERIAL
DSK001	5"	5" OD	36"	T304 Polished Stainless
DSK001B	5"	5" OD	36"	T304 w/ Midnight Black
DSK004	6"	5" OD	36"	T304 Polished Stainless
DSK004B	6"	5" OD	36"	T304 w/ Midnight Black
DSK010	8"	5" OD	36"	T304 Polished Stainless
DSK010B	8"	5" OD	36"	T304 w/ Midnight Black

Stack Mounting Clamps Sold Separately



"AUSSIE STYLE" OR PIG EAR STACKS

PART #	STACK SIZE	STACK INLET	OVERALL LENGTH	MATERIAL
DSK002	5"	5" OD	36"	T304 Polished Stainless
DSK002B	5"	5" OD	36"	T304 w/ Midnight Black
DSK005	6"	5" OD	36"	T304 Polished Stainless
DSK005B	6"	5" OD	36"	T304 w/ Midnight Black

Stack Mounting Clamps Sold Separately





STAINLESS STACKS

STRAIGHT- CUT STACKS

POLISHED STAINLESS RAINCAP FOR STRAIGHT-CUT STACK

RAINCAP

PART #	STACK SIZE	STACK INLET	OVERALL LENGTH	MATERIAL
--------	------------	-------------	----------------	----------

DSK003	5"	5" OD	36"	T304 Polished Stainless
--------	----	-------	-----	-------------------------

DSK555	5" Raincap for Straight Cut Stack			T304 Polished Stainless
--------	-----------------------------------	--	--	-------------------------

Stack Mounting Clamps Sold Separately

MOUNTING CLAMPS FOR UNIVERSAL STACKS

MOUNTING CLAMPS FOR UNIVERSAL STACKS

FOR STABILIZATION OF STACK (S) AGAINST TRUCK BED

Clamp diameter should match stack outlet diameter

PART # (EA)	CLAMP DIAMETER	FINISH
-------------	----------------	--------

DSK5CH	5"	Polished Stainless
--------	----	--------------------

DSK5CHB	5"	Midnight Black
---------	----	----------------

SB500	5"	Chrome
-------	----	--------

DSK6CH	6"	Polished Stainless
--------	----	--------------------

DSK6CHB	6"	Midnight Black
---------	----	----------------

SB600	6"	Chrome
-------	----	--------

DSK8CH	8"	Polished Stainless
--------	----	--------------------

DSK8CHB	8"	Midnight Black
---------	----	----------------



MOUNTING CLAMP



LIGHT DIESEL STACK SYSTEMS



CHROME STACKS

ANGLED/CURVED (OD)

Part # CHROME	STACK SIZE	STACK INLET	Overall LENGTH
824723*	5" OD	5" OD	18"
824752*	5" OD	5" OD	24"
834729*	5" OD	5" OD	36"
844673*	5" OD	5" OD	48"
854729*	5" OD	5" OD	60"
864002*	5" OD	5" OD	72"
884401*	5" OD	5" OD	96"
844501*	6" OD	5" OD	48"
854601*	6" OD	5" OD	60"

*All 5" OD stacks are compatible with Silverline Universal Stack Bases

Stack Mounting Clamps Sold Separately

SLANT CUT/MITRE (OD)

Part # CHROME	STACK SIZE	STACK INLET	OVERALL LENGTH
834780*	5" OD	5" OD	36"
844005*	5" OD	5" OD	48"
854008*	5" OD	5" OD	60"
844601*	6" OD	5" OD	48"
854501*	6" OD	5" OD	60"

*All 5" OD stacks are compatible with Silverline Universal Stack Bases

Stack Mounting Clamps Sold Separately

BULL HORN (OD) "AUSSIE"

Part # CHROME	STACK SIZE	STACK INLET	OVERALL LENGTH
834897*	6"OD	5" OD	36"
844887*	6"OD	5" OD	48"
854152*	6"OD	5" OD	60"

*All 5" OD stacks are compatible with Silverline Universal Stack Bases

Stack Mounting Clamps Sold Separately

CHROME STACKS




PIG EAR STACK (OD)

Part # CHROME	STACK SIZE	STACK INLET	OVERALL LENGTH
824501*	5"OD	5"OD	24"
854701*	5"OD	5"OD	60"
844701*	6"OD	5"OD	48"

* All 5" OD stacks are compatible with Silverline Universal Stack Bases

Stack Mounting Clamps Sold Separately



SQUARE CUT (OD)

Part # ALUMINIZED	Part # CHROME	STACK SIZE	STACK INLET	OVERALL LENGTH
—	834709*	5" OD	5" OD	36"
44659*	844664*	5" OD	5" OD	48"
54985*	854717*	5" OD	5" OD	60"

* All 5" OD stacks are compatible with Silverline Universal Stack Bases


Stack Mounting Clamps Sold Separately

LIGHT DIESEL MUFFLERS, PIPES & ACCESSORIES



PERFORMANCE MUFFLERS

PART #	INLET & OUTLET ID	MUFFLER DIMENSION	OVERALL LENGTH	MATERIAL
UDM1	4"	6" X 24" BODY	30"	T304 Polished Stainless
UDM1409	4"	6" X 24" BODY	30"	T304 Polished Stainless



PERFORMANCE DOWN PIPES

CHEVY/GMC

PART #	APPLICATION	YEAR	DESCRIPTION	MATERIAL
CS100FP	DURAMAX 6.6	2001-2005	FRONT BY-PASS KIT W/ 4-BOLT FLANGE	T304 Stainless

DODGE

PART #	APPLICATION	YEAR	DESCRIPTION	MATERIAL
DS101AFP	CUMMINS 5.9L 600	1994-2002	DOWNPIPE	Aluminized
DS105AFP	CUMMINS 5.9L 600	3/2004-2007	DOWNPIPE	Aluminized



DS101HX40	CUMMINS 5.9L w/HX40 TURBO	1994-2002	DOWNPIPE KIT* (INCL HANGER)	T304 Stainless
-----------	---------------------------	-----------	-----------------------------	----------------

HX40GEN2	CUMMINS 5.9L w/HX40 TURBO	1994-2002	DOWNPIPE*	Aluminized
----------	---------------------------	-----------	-----------	------------

*Does not include Turbo Clamp



FORD

PART #	APPLICATION	YEAR	DESCRIPTION	MATERIAL
FS101AFP	FORD POWERSTROKE 7.3	1999-2002	DOWNPIPE	Aluminized





SINGLE OUTLET MUFFLER ELIMINATOR PIPES

DODGE T304 STAINLESS STEEL

PART #	REPLACES	YEAR	PIPE DIAMETER	SILVERLINE KIT CROSS-REFERENCE
DMPD	5.9L 600 FACTORY MUFFLER	3/2004 - 2007	4"	N/A
DMP55	5.9L 600 MUFFLER - 5" ID	3/2004 - 2007	5"	DS107 SERIES
DMP5L	SINGLE OUTLET MUFFLER - 36"	1994-2007	4"	DS101, DS103, DS105 SERIES

CHEVY/GM/FORD (T304 STAINLESS STEEL)

PART #	REPLACES	YEAR	PIPE DIAMETER	SILVERLINE KIT CROSS-REFERENCE
DMP55	SINGLE OUTLET MUFFLER - 30"	2001-2007 Chevy 1999-2007 Ford	4"	CS101,CS102,FS101,FS102, FS103,FS104,FS108 SERIES

DUAL OUTLET MUFFLER ELIMINATOR PIPES



CHEVY/GM/DODGE T304 STAINLESS STEEL

PART #	REPLACES	YEAR	PIPE DIAMETER	SILVERLINE KIT CROSS-REFERENCE
DMPDM	DUAL OUTLET MUFFLER - 30"	1994-2007	4"	CS103, CS104, DS104 SERIES

DODGE

PART #	REPLACES	YEAR	PIPE DIAMETER	SILVERLINE KIT CROSS-REFERENCE
DMPDL	DUAL OUTLET MUFFLER - 36"	2003-2007	4"	DS102 and DS106 SERIES

FORD

PART #	REPLACES	YEAR	PIPE DIAMETER	SILVERLINE KIT CROSS-REFERENCE
DMPDS	DUAL OUTLET MUFFLER - 28"	1999-2007	4"	FS105, FS106, FS107 SERIES

LIGHT DIESEL MUFFLERS, PIPES & ACCESSORIES

CLAMPS & HANGERS

CLAMPS

PART NUMBER	SIZE	DESCRIPTION	APPLICATION
312C	3 1/2 "	SADDLE CLAMP	UNIVERSAL
4C	4"	SADDLE CLAMP	UNIVERSAL
5C	5"	SADDLE CLAMP	UNIVERSAL

TURBO CLAMPS

PART NUMBER	SIZE	DESCRIPTION	APPLICATION
TCF1	Factory Specs	TURBO CLAMP	1999-2002 POWERSTROKE 7.3
TCF2	Factory Specs	TURBO CLAMP	2003-2006 POWERSTROKE 6.0



HANGER KIT - DODGE

PART NUMBER	SIZE	DESCRIPTION	APPLICATION
DTH1	N/A	TAILPIPE HANGER KIT	1994-1997 CUMMINS 5.9

Includes 2 rubber Mounts and Hanger



UNIVERSAL ADAPTERS



DCK 1

CONVERTER ADAPTER KITS T304 STAINLESS STEEL

PART NUMBER	INLET	OUTLET	OVERALL LENGTH	INCLUDES
DCK1	3.5" ID	4" ID	6"	Includes 2 Adaptors and 4 Clamps
DCK2	4" ID	4" ID	6"	Includes 2 Adaptors and 4 Clamps
DCK3	4" ID	4" OD	6"	Includes 1 Adapter and 1 Clamp

For Street-Legal Conversion of Off-Road and Racing kits



DCK 2

SINGLE ADAPTERS

PART NUMBER	INLET	OUTLET	OVERALL LENGTH	MATERIAL
DCK4	3.5" ID	4" OD	6"	Unpolished 409 stainless steel
DCK5	4" ID	5" ID	6"	Unpolished 409 stainless steel

UNIVERSAL STRAIGHT PIPE

PART NUMBER	INLET ID	OUTLET ID	OVERALL LENGTH	MATERIAL
SP48	4"	4"	48"	Polished 409 stainless steel

SPORT COMPACT

PERFORMANCE SYSTEMS


FORD

YEAR	MODEL	PART #	DESCRIPTION	MATERIAL
2000-2003	FOCUS 2.0L Sedan	SDF1320	CAT-BACK SYSTEM	T304 Polished Stainless



HONDA

YEAR	MODEL	PART #	DESCRIPTION	MATERIAL
1994-1997	ACCORD 2.2L	SDF1577	REAR MUFFLER ASSEMBLY	T304 Polished Stainless
1998-2001	ACCORD 2.2L Sedan	SDF1567	REAR MUFFLER ASSEMBLY	T304 Polished Stainless



PERFORMANCE FEATURES

- High-polished T304 Stainless
- Mandrel Bent Pipe
- Dyno-proven Horsepower Gains
- Direct-Fit Bolt-On for Easy Installation

PERFORMANCE SYSTEMS

HONDA

YEAR	MODEL	PART #	DESCRIPTION	MATERIAL
1992-2000	CIVIC Sedan/Coupe - 1.5L, 1.6L	SDF1527	REAR MUFFLER ASSEMBLY	T304 Polished Stainless
1992-2000	CIVIC Hatchback - 1.5L, 1.6L	SDF1537	REAR MUFFLER ASSEMBLY	T304 Polished Stainless
2001-2005	CIVIC EX - 1.7L	SDF1507	REAR MUFFLER ASSEMBLY	T304 Polished Stainless



HONDA

YEAR	MODEL	PART #	DESCRIPTION	MATERIAL
2002-2005	CIVIC Si - 2.0L	SDF1517	CAT-BACK SYSTEM	T304 Polished Stainless
2001-2005	CIVIC EX Sedan/Coupe - 1.7L	SDF15077	CAT-BACK SYSTEM	T304 Polished Stainless



SPORT COMPACT

PERFORMANCE SYSTEMS

HONDA

YEAR	MODEL	PART #	DESCRIPTION	MATERIAL
1997-01	PRELUDE - 2.2L	SDF1547	REAR MUFFLER ASSEMBLY	T304 Polished Stainless



HYUNDAI

YEAR	MODEL	PART #	DESCRIPTION	MATERIAL
2003-2008	TIBURON - 2.0L, 2.7L	SDF1607	REAR MUFFLER ASSEMBLY	T304 Polished Stainless



MAZDA

YEAR	MODEL	PART #	DESCRIPTION	MATERIAL
1999-2005	MIATA - 1.8L Turbo & Non-Turbo	SDF2027	CAT-BACK SYSTEM	T304 Polished Stainless



PERFORMANCE FEATURES

- High-polished T304 Stainless
- Mandrel Bent Pipe
- Dyno-proven Horsepower Gains
- Direct-Fit Bolt-On for Easy Installation

PERFORMANCE SYSTEMS

SUBARU

YEAR	MODEL	PART #	DESCRIPTION	MATERIAL
2002-2007	IMPREZA WRX 2.0L, 2.5L	SDF2127	CAT-BACK SYSTEM	T304 Polished Stainless



TOYOTA

YEAR	MODEL	PART #	DESCRIPTION	MATERIAL
2000-2005	CELICA GT 1.8L	SDF2327	CAT-BACK SYSTEM	T304 Polished Stainless



VOLKSWAGEN

YEAR	MODEL	PART #	DESCRIPTION	MATERIAL
1998-2003	BEETLE / GOLF 1.8L, 2.0L, 2.8L	SDF2440	CAT-BACK SYSTEM	T304 Polished Stainless
1999-2005	JETTA IV 1.8L, 2.0L, 2.8L	SDF2550	CAT-BACK SYSTEM	T304 Polished Stainless



WE DELIVER COVERAGE

TMSL

silverline
Emissions Exhaust

XERATOR
PERFORMANCE EXHAUST

VX SERIES

VR SERIES

ANSA
SPORT

MAX FIT

TRUCKEX
EXHAUST

Premium Mufflers

Catalytic Converters

Welded Assemblies

Performance Exhaust

Prebent Pipes

Fleet Exhaust



Customer Service

Technical Support

Innovative Ideas

Sales Support

AP Exhaust Has You Covered

Coverage means having the latest exhaust and converter products for domestic and foreign cars and trucks.

AP Exhaust does that better than anyone in the industry.

Coverage is also customer service, sales support, technical support, innovative ideas, cataloging and all the brands you need for today's and tomorrow's complex exhaust and emissions market.

Day after day, year in and year out, AP Exhaust strives to meet and exceed your expectations.

By covering all your traditional, performance, heavy duty exhaust and emissions needs, AP Exhaust delivers. *AP Exhaust has you covered.*



800-277-2787 | www.apexhaust.com
300 Dixie Trail • Goldsboro, NC 27530-7198



MUFFLERS • PIPES • ACCESSORIES • SILVERLINE



APexhaust.com



DISTRIBUTED BY:

Copyright © 2012 AP Exhaust Technologies, Inc. All Rights Reserved.